



US010092632B2

(12) **United States Patent**  
**Lodge et al.**

(10) **Patent No.:** **US 10,092,632 B2**

(45) **Date of Patent:** **Oct. 9, 2018**

(54) **VACCINATION AGAINST *CRYPTOCOCCUS***

(71) Applicant: **Washington University**, Saint Louis, MO (US)

(72) Inventors: **Jennifer Lodge**, Saint Louis, MO (US);  
**Woei Lam**, Saint Louis, MO (US);  
**Rajendra Upadhy**a, Saint Louis, MO (US)

(73) Assignee: **Washington University**, Saint Louis, MO (US)

(\* ) Notice: Subject to any disclaimer, the term of this patent is extended or adjusted under 35 U.S.C. 154(b) by 0 days.

(21) Appl. No.: **14/712,567**

(22) Filed: **May 14, 2015**

(65) **Prior Publication Data**

US 2015/0328295 A1 Nov. 19, 2015

**Related U.S. Application Data**

(60) Provisional application No. 61/993,964, filed on May 15, 2014.

(51) **Int. Cl.**

**A61K 39/02** (2006.01)  
**A61K 39/00** (2006.01)  
**A61K 9/00** (2006.01)  
**A61K 9/08** (2006.01)

(52) **U.S. Cl.**

CPC ..... **A61K 39/0002** (2013.01); **A61K 9/0043** (2013.01); **A61K 9/0073** (2013.01); **A61K 9/08** (2013.01); **A61K 2039/543** (2013.01); **A61K 2039/544** (2013.01)

(58) **Field of Classification Search**

None  
See application file for complete search history.

(56) **References Cited**

**U.S. PATENT DOCUMENTS**

8,460,919 B2 6/2013 Selitrennikoff  
2010/0104604 A1 4/2010 Selitrennikoff

**OTHER PUBLICATIONS**

Baker, L.G., et al.: Chitosan, the deacetylated form of chitin, is necessary for cell wall integrity in *Cryptococcus neoformans*. Eukaryotic Cell 6: 855-867, 2007.

Baker, L.G., et al.: Cell wall chitosan is necessary for virulence in the opportunistic pathogen *Cryptococcus neoformans*. Eukaryotic Cell 10: 1264-1268, 2011.

Banks, I.R., et al.: A chitin synthase and its regulator protein are critical for chitosan production and growth of the fungal pathogen *Cryptococcus neoformans*. Eukaryotic Cell 4: 1902-1912, 2005.

Datta, K., and Pirofski, L., Towards a vaccine for *Cryptococcus neoformans*: principles and caveats. FEMS Yeast Res. 6: 525-536, 2006.

De Jesus, M. et al. Glucuronoxylomannan, galactoxylomannan and mannoprotein occupy spatially separate and discrete regions in the capsule of *Cryptococcus neoformans*. Virulence 1:6, 500-508 (Nov./Dec. 2010).

Fuchs, B.B., et al. Susceptibility of *Cryptococcus neoformans* to photodynamic inactivation is associated with cell wall integrity. Antimicrobial Agents and Chemotherapy 51: 2929-2936, 2007.

Hole, CR and Wormley FL Vaccine and immunotherapeutic approaches for the prevention of cryptococcosis: lessons learned from animal models. Frontiers in Microbiology vol. 3 Article 291 doi: 10.3389/fmicb.2012.00291 (Aug. 2012).

Levitz et al. Molecular characterization of a mannoprotein with homology to chitin deacetylases that stimulates T cell responses to *Cryptococcus neoformans*. PNAS 98:18 10422-10427 (Aug. 2001).

Lockhart, S.R., et al. *Cryptococcus gattii* in the United States: genotypic diversity of human and veterinary isolates. PLOS One 8: issue 9 e74737, 2013.

Rodrigues, G.B., et al.: In vitro photodynamic inactivation of *Cryptococcus neoformans* melanized cells with chloroaluminum phthalocyanine nanoemulsion. Photochemistry and Photobiology 88: 440-447, 2012.

Wormley, FL et al. Protection against Cryptococcosis by Using a Murine Gamma Interferon-Producing *Cryptococcus neoformans* Strain. Infection and Immunity 75:3, 1453-1462 (Mar. 2007).

Wüthrich, M. et al. Safety, Tolerability, and Immunogenicity of a Recombinant, Genetically Engineered, Live-Attenuated Vaccine against Canine Blastomycosis. Clinical and Vaccine Immunology 18:5, 783-789 (May 2011).

Primary Examiner — Jennifer E Graser

(74) Attorney, Agent, or Firm — Zackson Law LLC; Saul L. Zackson

(57) **ABSTRACT**

Vaccines and methods of inoculation for conferring immunity to *Cryptococcus* infection are disclosed. Strains of *Cryptococcus* fungi, including *Cryptococcus neoformans* and *Cryptococcus gattii*, can be administered to a human or animal subject via inhalation. *Cryptococcus* fungi that can be used to confer immunity can comprise one or more mutations in genes that contribute to chitosan production, such as genes encoding a chitin deacetylase (cda), a chitin synthase (chs) and/or a regulator of chitin synthase (csr). Inhalation administration of heat-killed *Cryptococcus* harboring deletions in cda1, cda2 and cda3 genes can confer immunity. In a murine model system, inhalation administration of *Cryptococcus neoformans* harboring deletions in cda1, cda2 and cda3 genes conferred immunity against subsequent exposure to wild type *Cryptococcus neoformans* in 100% of test animals. Inhalation administration of heat-killed *Cryptococcus* grown under conditions leading to reduced chitosan production can also confer immunity.

**6 Claims, 11 Drawing Sheets**

**Specification includes a Sequence Listing.**

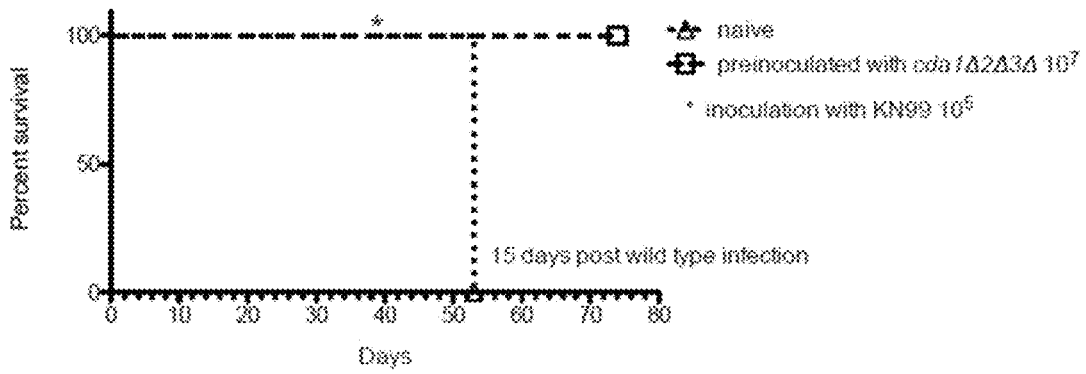


FIG. 1A

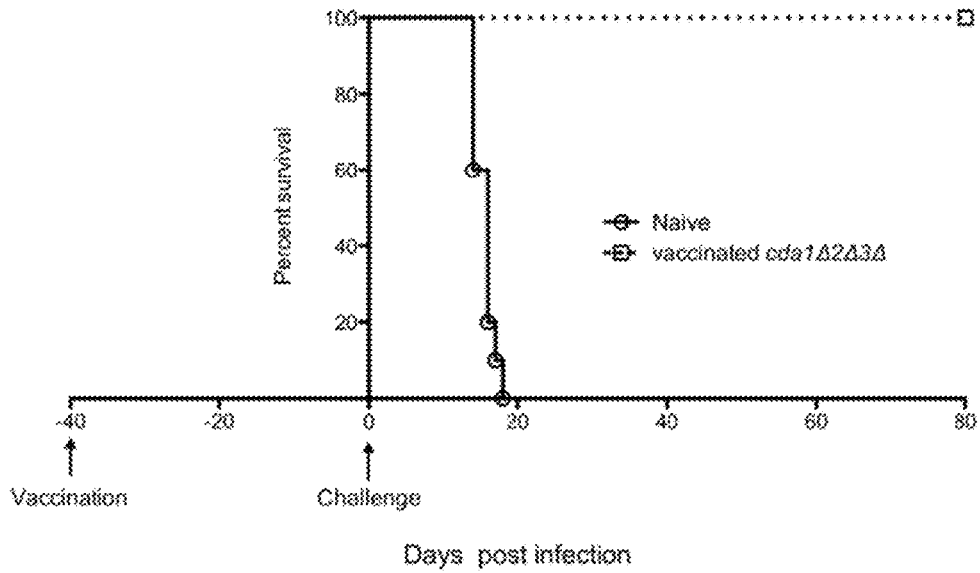


FIG. 1B

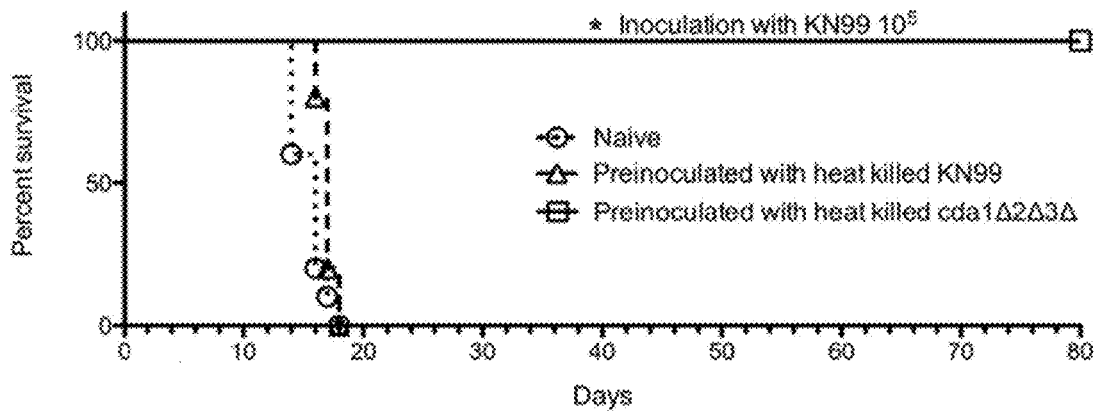


FIG. 2A

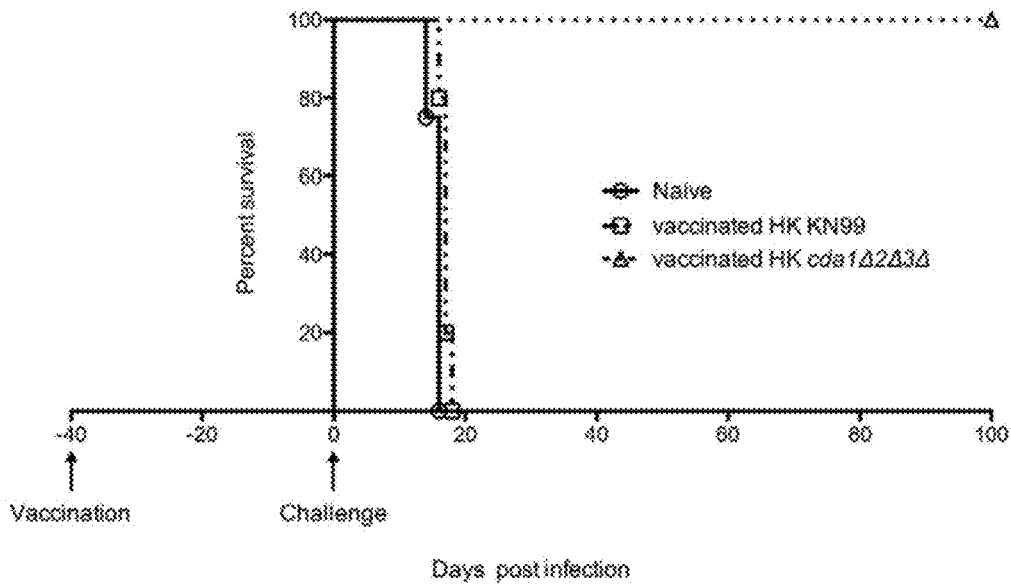
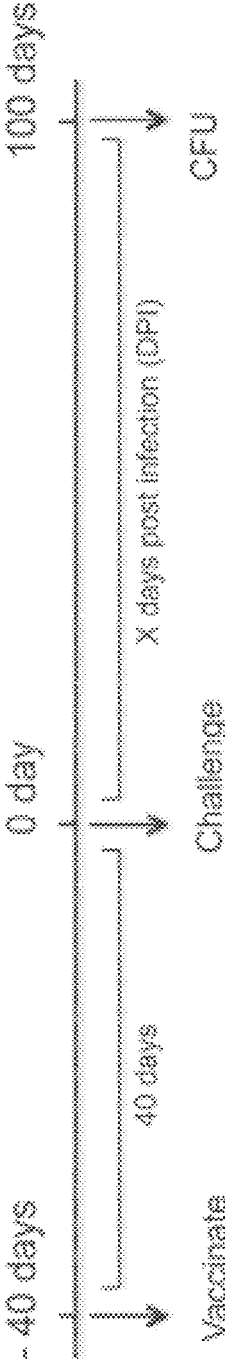


FIG. 2B

FIG. 3



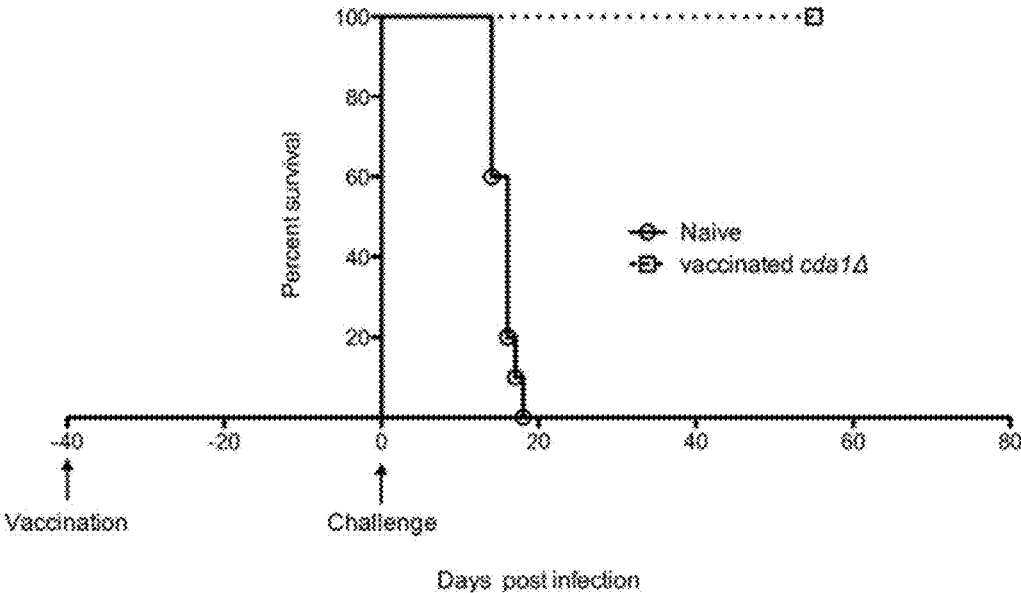


FIG. 4

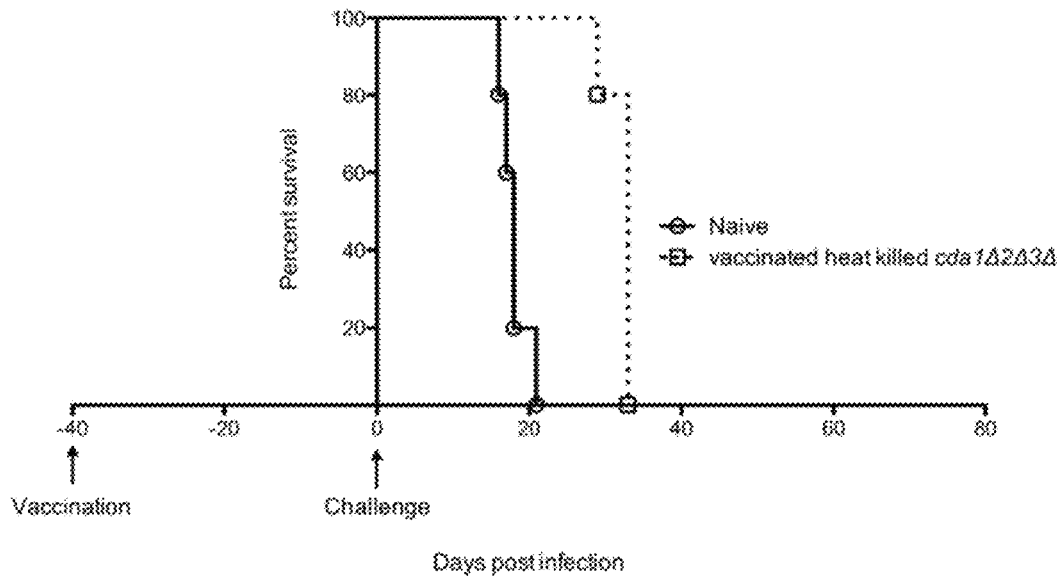


FIG. 5

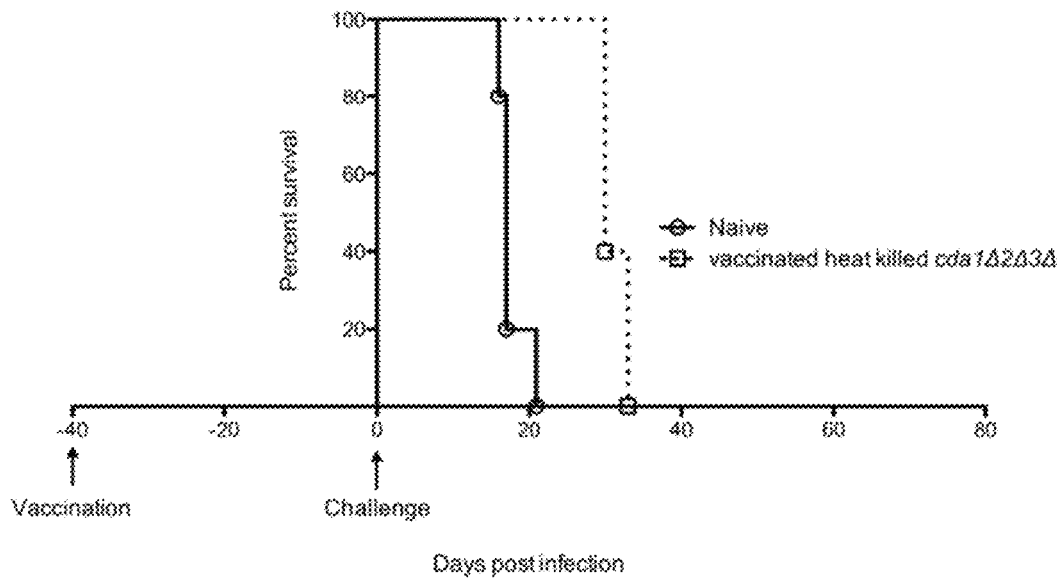


FIG. 6

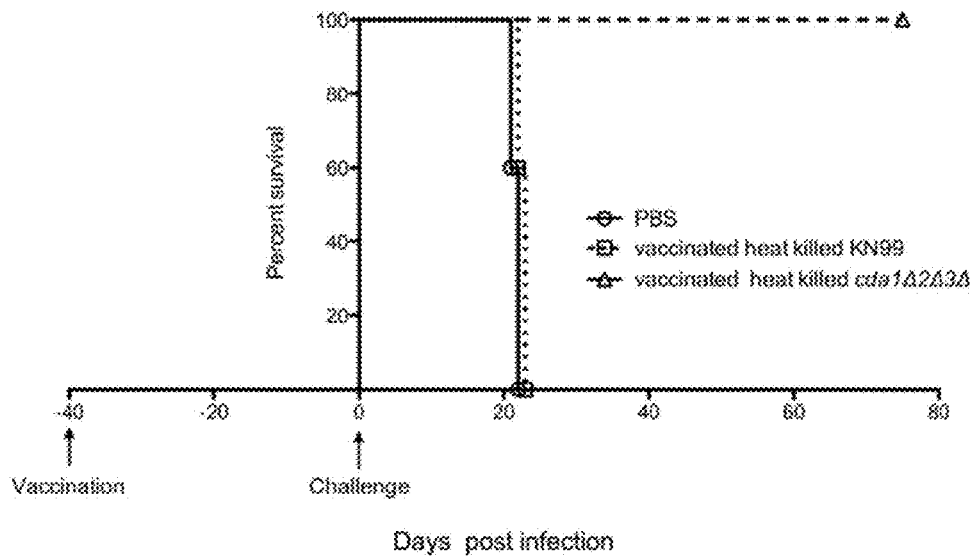


FIG. 7

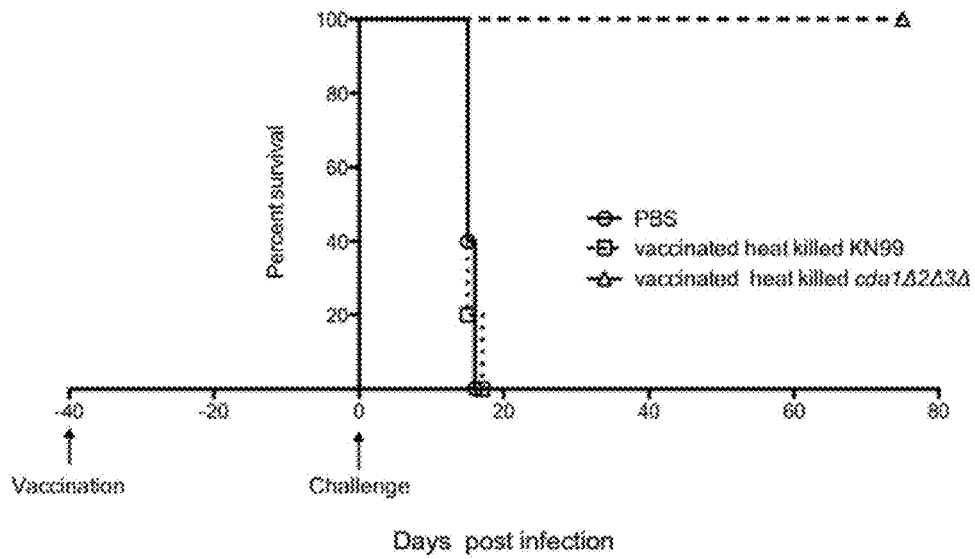


FIG. 8

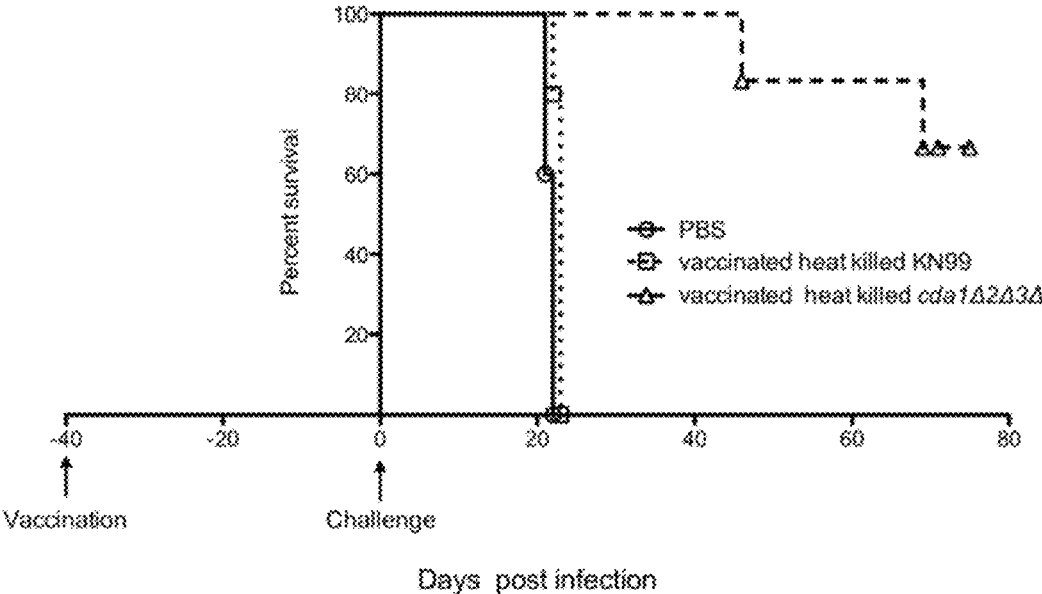


FIG. 9



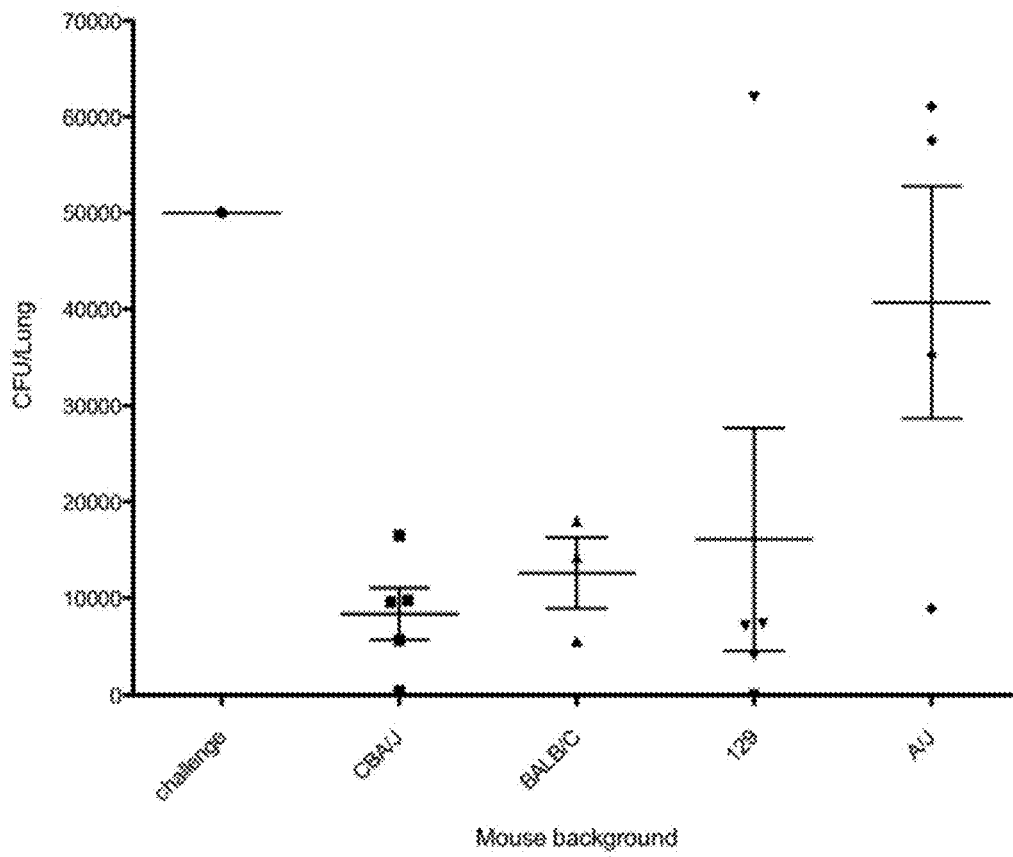


FIG. 10

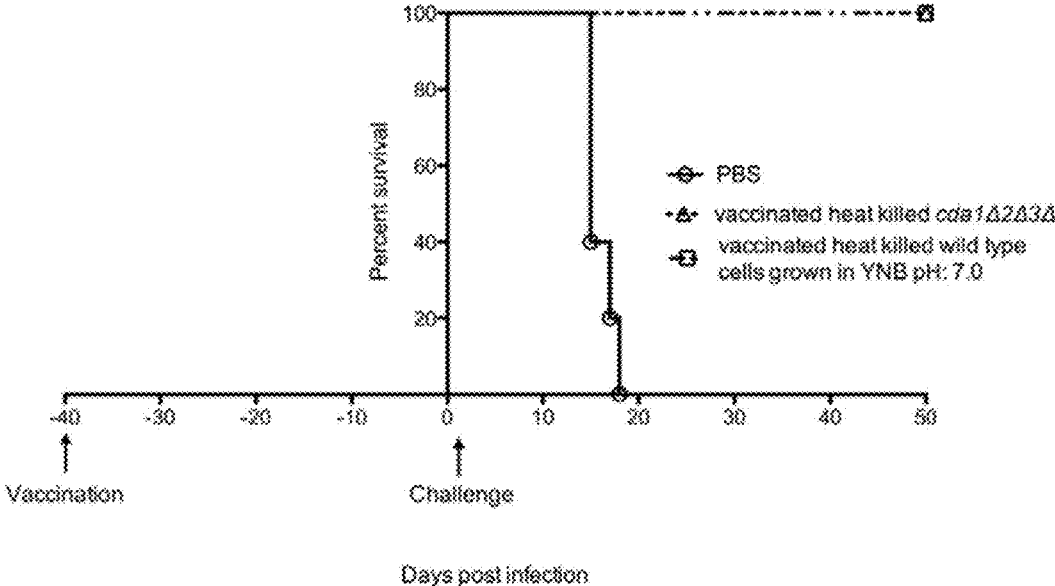


FIG. 11

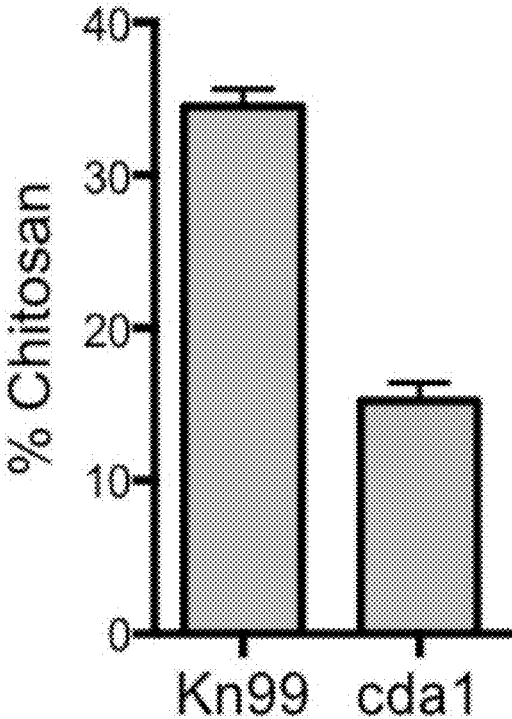


FIG. 12

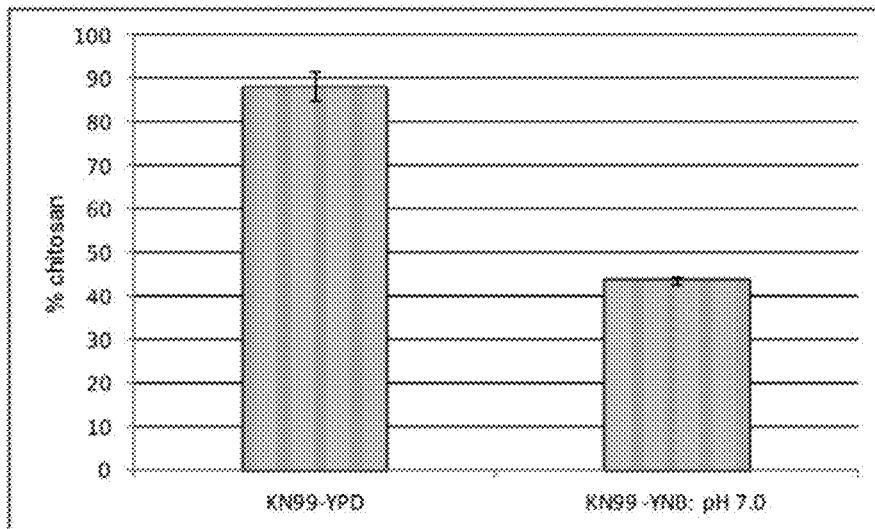


FIG. 13

VACCINATION AGAINST *CRYPTOCOCCUS*

## PRIORITY

This application claims the benefit of U.S. Provisional Application No. 61/933,964, filed on May 15, 2014, which is hereby incorporated by reference in its entirety.

## STATEMENT OF GOVERNMENT SUPPORT

This it was made with government support under AI072195 awarded by the National Institutes of Health. The government has certain rights in the invention.

## REFERENCE TO A SEQUENCE LISTING

The Sequence Listing, which is a part of the present disclosure, includes a text file comprising primer nucleotide and/or amino acid sequences of the present invention. The subject matter of the Sequence Listing is incorporated herein by reference in its entirety. The information recorded in computer readable form is identical to the written sequence listing.

## Introduction

*Cryptococcus* fungi, such as *Cryptococcus neoformans* and *Cryptococcus gattii* are pathogenic fungi that are found world-wide. *Cryptococcus neoformans* causes meningoencephalitis, particularly in immunocompromised individuals. It is invariably fatal unless treated, and the current antifungals are inadequate to effectively cure this disease, due to inherent toxicities or the inability to kill the fungus and prevent relapse. Recent studies have indicated that there are over 1,000,000 new cases of cryptococcosis in the world each year, which results in over 600,000 deaths. *Cryptococcus neoformans* is known to appear as an opportunistic infection in AIDS patients.

The fungus *Cryptococcus gattii* also infects humans, and can cause pulmonary diseases such as pulmonary cryptococcosis, basal meningitis, and cerebral cryptococcomas. *Cryptococcus gattii* has also been associated with infections of skin, soft tissue, lymph node, bone, and joints. *Cryptococcus gattii* is also known to infect non-human mammals, such as dogs, cats, camelids, horses, sheep, goats, cows, koalas and dolphins (Lockhart, S. R., et al., *PLOS ONE* 8: issue 9 e74737, 2013).

Banks, I. R., et al., *Eukaryotic Cell* 4: 1902-1912, 2005 discloses that a chitin synthase (CHS3) and its regulator protein (CSR2) are critical for chitosan production and growth in *Cryptococcus neoformans*. These authors show that deletions *chs3Δ* and *csr2Δ* are defective in chitosan production. Although this reference suggests that chitin synthesis could serve as an antifungal target, it does not teach nor suggest the use of the disclosed strains for vaccines against *Cryptococcus* infection.

Baker, L. G., et al., *Eukaryotic Cell* 6: 855-867, 2007 discloses that chitosan, a deacetylated form of chitin, is necessary for cell wall integrity in *Cryptococcus neoformans*. These workers demonstrated that three deacetylases, *Cda1*, *Cda2* and *Cda3* can account for all chitosan produced during vegetative growth of *Cryptococcus neoformans* in culture. Several deletions of chitin deacetylases genes, including *cda1Δ*, *cda2Δ*, *cda3Δ*, *cda1Δcda2Δ*, *cda1Δcda3Δ*, *cda2Δcda3Δ* and *cda1Δcda2Δcda3Δ* were described. However, none of these strains are described as conferring immunity against *Cryptococcus neoformans* infection.

Baker, L. G., et al., *Eukaryotic Cell* 10: 1264-1268, 2011 discloses that *Cryptococcus neoformans* strains deleted for

chitin deacetylases genes exhibit less virulence in mice. These authors show in a model system that intranasal inoculation of mice with wild type *Cryptococcus neoformans* reduced survival to 0% by 19 days, whereas intranasal inoculation with *Cryptococcus neoformans* having one or more genetic deletions in chitin deacetylase(s) did not lead to loss of survival over a 60 day period. However, the reference did not describe any vaccine against *Cryptococcus* infection or methods of conferring immunity against *Cryptococcus* infection.

There is no effective vaccine against *Cryptococcus neoformans* or *Cryptococcus gattii* (Datta, K., and Pirofski, L., *FEMS Yeast Res.* 6: 525-536, 2006). Compositions and methods for preventing *Cryptococcus neoformans* and *Cryptococcus gattii* infection are needed.

## SUMMARY

The inventors have developed vaccines effective in humans and animals against infection by *Cryptococcus* fungi, including *Cryptococcus neoformans* and *Cryptococcus gattii*. The inventors have also developed novel methods of administration of vaccine formulations.

In some embodiments, the present teachings include a vaccine against a *Cryptococcus* fungus such as *C. neoformans* or *C. gattii* which can be effective for protecting humans and various non-human animals against a *Cryptococcus* infection such as *Cryptococcus neoformans* infection and/or *Cryptococcus gattii* infection. In various aspects, a method of the present teachings can comprise administering to the lungs of a subject a *Cryptococcus* fungus deficient for chitosan. In some configurations, the *Cryptococcus* fungus can be a wild type *Cryptococcus* fungus deficient for chitosan that can comprise, consist of, or consist essentially of no more than 60%, 55%, 50%, 45%, 40%, 35%, 30%, 25%, 20%, 15%, 10%, 9%, 8%, 7%, 6%, 5%, 4%, 3%, 2%, or 1% of the chitosan level compared to a wild type *Cryptococcus* grown on yeast extract peptone dextrose (YPD). In some configurations, the *Cryptococcus* fungus deficient for chitosan can be a *Cryptococcus* fungus grown in yeast nitrogen base (YNB) medium. In some configurations, the medium can be buffered to pH 7.0 with a buffering agent such as, without limitation 3-(N-morpholino)propanesulfonic acid (MOPS).

In some configurations, the *Cryptococcus* fungus deficient for chitosan can be a *Cryptococcus neoformans* fungus deficient for chitosan or a *Cryptococcus gattii* fungus deficient for chitosan. In some configurations, the *Cryptococcus* fungus deficient for chitosan can be a viable *Cryptococcus* fungus deficient for chitosan or an inactivated *Cryptococcus* fungus deficient for chitosan. In some configurations, the *Cryptococcus* fungus deficient for chitosan can be a *Cryptococcus* fungus deleted for at least one, at least two, at least three chitin deacetylase genes such as, without limitation, *cda1Δ*, *cda2Δ* and *cda3Δ* or a combination thereof. In various configurations, the *Cryptococcus* fungus deficient for chitosan can be a *Cryptococcus* fungus deleted for at least a chitin synthase (*chs*) gene such as, without limitation, *chs3Δ*. In some configurations, the *Cryptococcus* fungus deficient for chitosan can be a *Cryptococcus* fungus deleted for at least one chitin synthase regulator (*csr*) gene, such as, without limitation *csr2Δ*. In some configurations, the *Cryptococcus* fungus deficient for chitosan production can comprise, consist of, or consist essentially of a deletion or an inactivating mutation in at least one, at least two, at least three, or at least 4 gene(s) selected from the group consisting of *cda1*, *cda2*, *cda3*, *chs3* and *csr2* or a combination thereof.

In some configuration, the administering by inhalation to the lungs can comprise nasal inhalation, oral inhalation, or a combination thereof. In some configurations, the nasal inhalation can be selected from the group consisting of inhaling a nose drop formulation and inhaling a nasal spray formulation.

In some embodiments, a vaccine of the present teachings can include a *Cryptococcus neoformans* strain deficient for chitosan production. In some embodiments, the *Cryptococcus neoformans* deficient for chitosan production can be inactivated. In some embodiments, the *Cryptococcus neoformans* deficient for chitosan production can be viable. In some embodiments, a vaccine of the present teachings can include a *Cryptococcus neoformans* strain blocked for chitosan production. In various aspects, a vaccine of the present teachings can include a *Cryptococcus neoformans* strain deficient for chitosan.

In various configurations, a *Cryptococcus* strain of the present teachings can comprise less than 20% of wild-type level of chitosan, less than 15% of wild-type level of chitosan, less than 10% of wild-type level of chitosan, less than 5% of wild-type level of chitosan, less than 1% of wild-type level of chitosan, or less than 0.1% of level of chitosan compared to its wild-type parent strain. In various configurations, a *Cryptococcus* strain of the present teachings can comprise no chitosan.

In various configurations, a *Cryptococcus neoformans* strain deficient for chitosan production can have one or more genetic mutations in gene(s) encoding chitin deacetylase (*cda*). In some aspects, the one or more genetic mutations can reduce or eliminate the ability of the fungus to produce chitosan. In some aspects, a genetic mutation can be a deletion. In various configurations, a *Cryptococcus neoformans* strain deficient for chitosan production can have one or more genetic lesions of one or more *cda* genes. A genetic lesion of the present teachings can include a deletion mutation, a point mutation, an insertion mutation, and/or a frameshift mutation of any *cda* gene, such as, for example and without limitation, a *cda1* gene, a *cda2* gene, and/or a *cda3* gene, or any combination thereof. In various configurations, a genetic mutation can reduce or eliminate expression of a functional *cda* gene product. In some configurations, a genetic deletion can reduce or eliminate expression of a *cda* gene. In various configurations, a *Cryptococcus neoformans* strain of the present teachings can have deletions and/or inactivating mutations in the *cda1* gene, the *cda2* gene, the *cda3* gene, a combination of mutations in the *cda1* and *cda2* genes, the *cda1* and *cda3* genes, the *cda2* and *cda3* genes, or the *cda1*, *cda2* and *cda3* genes.

In various configurations, a *Cryptococcus* strain deficient for chitosan production that can be used in a vaccine can be a viable *Cryptococcus* strain deficient for chitosan production, or an inactivated *Cryptococcus* strain deficient for chitosan production. In some configurations, an inactivated *Cryptococcus* strain deficient for chitosan production can comprise heat-killed or heat-attenuated *Cryptococcus* deficient for chitosan production. In some configurations, an inactivated *Cryptococcus* strain deficient for chitosan production can comprise *Cryptococcus* deficient for chitosan production that had been killed by exposure to electromagnetic radiation such as ultraviolet light, gamma ray radiation, or x-ray radiation, by exposure to nuclear radiation such as exposure to an alpha particle emitting source or a beta particle emitting source, by exposure to a toxic chemical, or by photodynamic inactivation (Rodrigues, G. B., et al.,

*Photochemistry and Photobiology* 88:440-447, 2012; Fuchs, B. B., et al., *Antimicrobial Agents and Chemotherapy* 51:2929-2936, 2007).

In various configurations, a *Cryptococcus neoformans* strain deficient for chitosan production that can be used in a vaccine can be a viable *Cryptococcus neoformans* strain deficient for chitosan production, or an inactivated *Cryptococcus neoformans* strain deficient for chitosan production. In some configurations, an inactivated *Cryptococcus neoformans* strain deficient for chitosan production can comprise heat-killed or heat-attenuated *Cryptococcus neoformans* deficient for chitosan production. In some configurations, an inactivated *Cryptococcus neoformans* deficient for chitosan production can comprise *Cryptococcus neoformans* deficient for chitosan production that had been killed by exposure to electromagnetic radiation such as ultraviolet light, gamma ray radiation, or x-ray radiation, by exposure to nuclear radiation such as exposure to an alpha particle emitting source or a beta particle emitting source, by exposure to a toxic chemical, or by photodynamic inactivation (Rodrigues, G. B., et al., *Photochemistry and Photobiology* 88:440-447, 2012; Fuchs, B. B., et al., *Antimicrobial Agents and Chemotherapy* 51: 2929-2936, 2007).

In various configurations, a *Cryptococcus gattii* strain deficient for chitosan production that can be used in a vaccine can be a viable *Cryptococcus gattii* strain deficient for chitosan production, or an inactivated *Cryptococcus gattii* strain deficient for chitosan production. In some configurations, an inactivated *Cryptococcus gattii* strain deficient for chitosan production can comprise heat-killed or heat-attenuated *Cryptococcus gattii* deficient for chitosan production. In some configurations, an inactivated *Cryptococcus gattii* deficient for chitosan production can comprise *Cryptococcus gattii* deficient for chitosan production that had been killed by exposure to electromagnetic radiation such as ultraviolet light, gamma ray radiation, or x-ray radiation, by exposure to nuclear radiation such as exposure to an alpha particle emitting source or a beta particle emitting source, by exposure to a toxic chemical, or by photodynamic inactivation (Rodrigues, G. B., et al., *Photochemistry and Photobiology* 88: 440-447, 2012; Fuchs, B. B., et al., *Antimicrobial Agents and Chemotherapy* 51:2929-2936, 2007).

In various embodiments, methods are disclosed of conferring immunity against *Cryptococcus* infection. In various configurations, these methods include pulmonary administration of an immune response-inducing amount of a *Cryptococcus* strain deficient for chitosan production. In various configurations, these methods include nasal administration of a *Cryptococcus* strain deficient for chitosan production. In various configurations, a *Cryptococcus* strain deficient for chitosan production can be administered to the lungs of a subject by inhalation of the *Cryptococcus* via the nose, mouth or a combination thereof. In various configurations, administration of a *Cryptococcus* strain deficient for chitosan production for inhalation can be accomplished using pharmaceutically acceptable means, such as, without limitation, nose drops or nasal spray. In some configurations, a *Cryptococcus* strain deficient for chitosan production which can be used for inhalation administration can be a live strain of *Cryptococcus* deficient for chitosan production. In some configurations, a *Cryptococcus* strain deficient for chitosan production which can be used for inhalation administration can be an inactivated strain of *Cryptococcus* deficient for chitosan production.

In various embodiments, the inventors disclose methods of conferring immunity against *Cryptococcus neoformans*

5

infection. In various configurations, these methods include pulmonary administration of an immune response-inducing amount of a *Cryptococcus neoformans* strain deficient for chitosan production. In various configurations, these methods include pulmonary administration, which can be via nasal inhalation and/or oral inhalation, of a *Cryptococcus neoformans* strain deficient for chitosan production. In various configurations, a *Cryptococcus neoformans* strain deficient for chitosan production can be administered to the lungs of a subject via inhalation of the *Cryptococcus neoformans* via the nose and/or mouth. In various configurations, administration of a *Cryptococcus neoformans* strain deficient for chitosan production for inhalation can be accomplished using pharmaceutically acceptable compositions, such as, without limitation, nose drops or nasal spray. In some configurations, a *Cryptococcus neoformans* strain deficient for chitosan production which can be used for inhalation administration can be a live strain of *Cryptococcus neoformans* deficient for chitosan production. In some configurations, a *Cryptococcus* strain deficient for chitosan production which can be used for inhalation administration can be an inactivated strain of *Cryptococcus neoformans* deficient for chitosan production.

In various embodiments, methods are disclosed of conferring immunity against *Cryptococcus gattii* infection. In various configurations, these methods can include pulmonary administration of an immune response-inducing amount of a *Cryptococcus gattii* strain deficient for chitosan production. In various configurations, these methods include nasal administration of a *Cryptococcus gattii* strain deficient for chitosan production. In various configurations, a *Cryptococcus gattii* strain deficient for chitosan production can be administered to the lungs of a subject via inhalation of the *Cryptococcus gattii* via the nose or mouth. In various configurations, administration of a *Cryptococcus gattii* strain deficient for chitosan production for inhalation can be accomplished using pharmaceutically acceptable means, such as, without limitation, nose drops or nasal spray. In some configurations, a *Cryptococcus gattii* strain deficient for chitosan production which can be used for inhalation administration can be a live strain of *Cryptococcus gattii* deficient for chitosan production. In some configurations, a *Cryptococcus* strain deficient for chitosan production which can be used for inhalation administration can be an inactivated strain of *Cryptococcus gattii* deficient for chitosan production.

In various embodiments, the inventors disclose methods of conferring immunity against *Cryptococcus gattii* infection. In various configurations, these methods include pulmonary administration of an immune response-inducing amount of a *Cryptococcus neoformans* strain deficient for chitosan production. In various configurations, these methods include nasal administration of a *Cryptococcus neoformans* strain deficient for chitosan production. In various configurations, a *Cryptococcus neoformans* strain deficient for chitosan production can be administered to the lungs of a subject via inhalation of the *Cryptococcus neoformans* via the nose or mouth. In various configurations, administration of a *Cryptococcus neoformans* strain deficient for chitosan production for inhalation can be accomplished using pharmaceutically acceptable means, such as, without limitation, nose drops or nasal spray.

6

In various embodiments, a subject that can be vaccinated against a *Cryptococcus* such as *Cryptococcus neoformans* or *Cryptococcus gattii* can be a human. In various embodiments, a subject that can be vaccinated against *Cryptococcus neoformans* or *Cryptococcus gattii* can be a non-human mammal, such as, without limitation, a dog, a cat, a camelid such as an alpaca or a llama, a rodent such as a laboratory mouse, or a farm animal such as an equine, a bovine, a caprine or an ovine.

In some embodiments, the present teachings include a vaccine against *Cryptococcus gattii* which can be effective for protecting humans and various non-human animals against *Cryptococcus gattii* infection. In various aspects, a vaccine of the present teachings can include a *Cryptococcus gattii* strain deficient for chitosan production. In some embodiments, the *Cryptococcus gattii* deficient for chitosan production can be inactivated. In some embodiments, the *Cryptococcus gattii* deficient for chitosan production can be viable. In some embodiments, a vaccine of the present teachings can include a *Cryptococcus gattii* strain blocked for chitosan production. In various aspects, a vaccine of the present teachings can include a *Cryptococcus gattii* strain deficient for chitosan.

In some embodiments, the present teachings include a vaccine against *Cryptococcus gattii* which can be effective for protecting humans and various non-human animals against *Cryptococcus gattii* infection. In various aspects, a vaccine of the present teachings can include a *Cryptococcus neoformans* strain deficient for chitosan production. In some embodiments, the *Cryptococcus neoformans* deficient for chitosan production can be inactivated. In some embodiments, the *Cryptococcus neoformans* deficient for chitosan production can be viable. In some embodiments, a vaccine of the present teachings can include a *Cryptococcus neoformans* strain blocked for chitosan production. In various aspects, a vaccine of the present teachings can include a *Cryptococcus neoformans* strain deficient for chitosan. In various embodiments, a *Cryptococcus neoformans* strain deficient for chitosan production can confer immunity to a mammal.

In various configurations, a *Cryptococcus gattii* strain deficient for chitosan production can have one or more genetic mutations in genes encoding chitin deacetylase (cda). In some aspects, the one or more genetic mutations can reduce or eliminate the ability of the fungus to produce chitosan. In some aspects, a genetic mutation can be a deletion. In various configurations, a *Cryptococcus gattii* strain deficient for chitosan production can have one or more genetic lesions of one or more cda genes. A genetic lesion of the present teachings can include a deletion, a point mutation, an insertion mutation, and/or a frameshift mutation of any cda gene, such as, for example and without limitation, a cda1 gene, a cda2 gene, and/or a cda3 gene, or any combination thereof. In various configurations, a genetic mutation can reduce or eliminate expression of a functional cda gene product. In some configurations, a genetic deletion can reduce or eliminate expression of a cda gene. In various configurations, a *Cryptococcus gattii* strain of the present teachings can have deletions and/or inactivating mutations in the cda1 gene, the cda2 gene, the cda3 gene, a combination of mutations in the cda1 and cda2 genes, the cda1 and cda3 genes, the cda2 and cda3 genes, or the cda1, cda2 and cda3 genes.

In various configurations, a *Cryptococcus gattii* strain deficient for chitosan production that can be used in a vaccine can be a viable *Cryptococcus gattii* strain deficient for chitosan production, or an inactivated *Cryptococcus*

*gattii* strain deficient for chitosan production. In some configurations, an inactivated *Cryptococcus gattii* strain deficient for chitosan production can comprise heat-killed or heat-attenuated *Cryptococcus gattii* deficient for chitosan production. In some embodiments, a vaccine of the present teachings can include a *Cryptococcus gattii* strain blocked for chitosan production.

In various embodiments, the inventors disclose methods of conferring immunity against *Cryptococcus gattii* infection. In various configurations, these methods include pulmonary administration of an immune response-inducing amount of a *Cryptococcus gattii* strain deficient for chitosan production. In various configurations, these methods include nasal administration of a *Cryptococcus gattii* strain deficient for chitosan production. In various configurations, a *Cryptococcus gattii* strain deficient for chitosan production can be administered to the lungs of a subject via inhalation of the *Cryptococcus gattii* via the nose or mouth. In various configurations, administration of a *Cryptococcus gattii* strain deficient for chitosan production for inhalation can be accomplished using pharmaceutically acceptable means, such as, without limitation, nose drops or nasal spray.

In various embodiments, a subject that can be vaccinated against *Cryptococcus gattii* can be a human. In various embodiments, a subject that can be vaccinated against *Cryptococcus gattii* can be a non-human mammal, such as, without limitation, a dog, a cat, a camelid such as an alpaca or a llama, a rodent such as a laboratory mouse, or a farm animal such as an equine, a bovine, a caprine or an ovine.

In some embodiments, the present teachings include a vaccine against a *Cryptococcus* fungus such as *C. neoformans* or *C. gattii* which can be effective for protecting humans and various non-human animals against a *Cryptococcus* infection such as *Cryptococcus neoformans* and/or *Cryptococcus gattii* infection. In various aspects, the present teachings can include methods of inducing immunity against a *Cryptococcus* fungus. In various configurations, these methods comprise administering to a subject by inhalation an immunity-inducing amount of a composition comprising a *Cryptococcus* fungus deficient for chitosan. The *Cryptococcus* fungus can be a wild type *Cryptococcus* fungus deficient for chitosan. The *Cryptococcus* fungus deficient for chitosan can comprise, consist of, or consist essentially of no more than 60%, 55%, 50%, 45%, 40%, 35%, 30%, 25%, 20%, 15%, 10%, 9%, 8%, 7%, 6%, 5%, 4%, 3%, 2%, or 1% of the chitosan level compared to a wild type *Cryptococcus* grown on yeast extract peptone dextrose (YPD). The *Cryptococcus* fungus deficient for chitosan can be a *Cryptococcus* fungus grown in yeast nitrogen base (YNB) medium. The yeast nitrogen base (YNB) medium can be buffered to pH 7.0. In some configurations, the yeast nitrogen base (YNB) medium can be buffered to pH 7.0 with a buffering agent such as, without limitation 3-(N-morpholino)propane-sulfonic acid (MOPS). In some aspects, the *Cryptococcus* fungus deficient for chitosan can be a *Cryptococcus neoformans* fungus deficient for chitosan. In some aspects, the *Cryptococcus* fungus deficient for chitosan can be a *Cryptococcus gattii* fungus deficient for chitosan. In some aspects, the *Cryptococcus* fungus deficient for chitosan can be a viable *Cryptococcus* fungus deficient for chitosan. In some aspects, the *Cryptococcus* fungus deficient for chitosan can be an inactivated *Cryptococcus* fungus deficient for chitosan. In some aspects, the *Cryptococcus* fungus deficient for chitosan can be a *Cryptococcus* fungus deleted for at least one chitin deacetylase gene. In some aspects, the at least one chitin deacetylase gene can be selected from the group consisting of *cda1Δ*, *cda2Δ* and *cda3Δ*. In various

aspects, the *Cryptococcus* fungus deficient for chitosan can be a *Cryptococcus* fungus deleted for at least two chitin deacetylase genes. In some aspects, the at least two chitin deacetylase gene deletions can be selected from the group consisting of *cda1Δcda2Δ*, *cda1Δcda3Δ* and *cda2Δcda3Δ*. In some aspects, the *Cryptococcus* fungus deficient for chitosan can be a *Cryptococcus* fungus deleted for at least three chitin deacetylase genes. In some aspects, the *Cryptococcus* fungus deficient for chitosan can be a *Cryptococcus* fungus *cda1Δcda2Δcda3Δ*. The *Cryptococcus* fungus deficient for chitosan can be a *Cryptococcus* fungus deleted for at least a chitin synthase (*chs*) gene. In some aspects, the *Cryptococcus* fungus deficient for chitosan can be a *Cryptococcus* fungus *chs3Δ*. In some aspects, the *Cryptococcus* fungus deficient for chitosan can be a *Cryptococcus* fungus deleted for at least one chitin synthase regulator (*csr*) gene. In some aspects, the *Cryptococcus* fungus deficient for chitosan production can be a *Cryptococcus* fungus *csr2Δ*. In various aspects, the *Cryptococcus* fungus deficient for chitosan production can comprise, consist of, or consist essentially of a deletion or an inactivating mutation in at least one gene selected from the group consisting of *cda1*, *cda2*, *cda3*, *chs3* and *csr2*. The administering by inhalation can comprise nasal inhalation. In some aspects, administration by nasal inhalation can be selected from the group consisting of inhaling a nose drop formulation and inhaling a nasal spray formulation.

In various embodiments, a vaccine against *Cryptococcus neoformans* infection can comprise an inactivated *Cryptococcus neoformans* strain deficient for chitosan production. In some aspects, the *Cryptococcus neoformans* strain deficient for chitosan production can be an inactivated *Cryptococcus neoformans* strain deleted for at least one chitin deacetylase (*cda*) gene. In some aspects, the at least one chitin deacetylase (*cda*) gene deletion can be selected from the group consisting of *cda1Δ*, *cda2Δ* and *cda3Δ*. In some aspects, the *Cryptococcus neoformans* strain deficient for chitosan production can be an inactivated *Cryptococcus neoformans* strain deleted for at least two chitin deacetylase (*cda*) genes. In some aspects, the at least two chitin deacetylase (*cda*) gene deletions can be selected from the group consisting of *cda1Δcda2Δ*, *cda1Δcda3Δ* and *cda2Δcda3Δ*. In some aspects, the *Cryptococcus neoformans* strain deficient for chitosan production can be an inactivated *Cryptococcus neoformans* strain deleted for at least three chitin deacetylase (*cda*) genes. In some aspects, the *Cryptococcus neoformans* strain deficient for chitosan production can be an inactivated *Cryptococcus neoformans* strain *cda1Δcda2Δcda3Δ*. In some aspects, the *Cryptococcus neoformans* strain deficient for chitosan production can be an inactivated *Cryptococcus neoformans* strain deleted for at least a chitin synthase (*chs*) gene, such as, without limitation, *CHS3*. In some aspects, the *Cryptococcus neoformans* strain deficient for chitosan production can be an inactivated *Cryptococcus neoformans* strain *chs3Δ*. In some aspects, the *Cryptococcus neoformans* strain deficient for chitosan production can be an inactivated *Cryptococcus neoformans* strain deleted for at least a chitin synthase regulator (*csr*) gene such as, without limitation, *CSR2*. In some aspects, the *Cryptococcus neoformans* strain deficient for chitosan production can be an inactivated *Cryptococcus neoformans* strain *csr2Δ*. In some aspects, the *Cryptococcus neoformans* strain deficient for chitosan production can comprise a deletion or an inactivating mutation in one or more genes selected from the group consisting of *cda1*, *cda2*, *cda3*, *chs3* and *csr2*. In some aspects, the inactivated *Cryptococcus neoformans* strain deficient for chitosan production can be a



heat-killed *Cryptococcus neoformans* strain deficient for chitosan production. In some aspects, the inactivated *Cryptococcus neoformans* strain deficient for chitosan production can be a UV radiation-killed *Cryptococcus neoformans* strain deficient for chitosan production. In some aspects, the inactivated *Cryptococcus neoformans* strain deficient for chitosan production can be a *Cryptococcus neoformans* strain deficient for chitosan production inactivated by alpha-, beta-, or gamma-ray radiation. In some aspects, the inactivated *Cryptococcus neoformans* strain deficient for chitosan production can be a *Cryptococcus neoformans* strain deficient for chitosan production inactivated by photodynamic inactivation (Rodrigues, C. B., et al., Photochemistry and Photobiology 88:440-447 (2012), Fuchs, B. B., et al., Antimicrobial Agents and Chemotherapy 51: 2929-2936 (2007)). In some aspects, the vaccine against *Cryptococcus neoformans* infection can further comprise a pharmaceutically acceptable vehicle for inhalation administration. In some aspects, the pharmaceutically acceptable vehicle can comprise a buffer. In some aspects, the pharmaceutically acceptable vehicle can be a phosphate-buffered saline.

In various embodiments, a vaccine against *Cryptococcus neoformans* can comprise a viable *Cryptococcus neoformans* strain deficient for chitosan production and a pharmaceutically acceptable vehicle for inhalation administration. In some aspects, the *Cryptococcus neoformans* strain deficient for chitosan production can be a viable *Cryptococcus neoformans* strain deficient for at least one chitin deacetylase (cda) gene. In some aspects, the at least one chitin deacetylase (cda) gene deletion can be selected from the group consisting of cda1Δ, cda2Δ and cda3Δ. In some aspects, the *Cryptococcus neoformans* strain deficient for chitosan production can be a viable *Cryptococcus neoformans* strain deficient for at least two chitin deacetylase (cda) genes. In some aspects, the at least two chitin deacetylase (cda) gene deletions can be selected from the group consisting of cda1Δcda2Δ, cda1Δcda3Δ and cda2Δcda3Δ. In some aspects, the *Cryptococcus neoformans* strain deficient for chitosan production can be a viable *Cryptococcus neoformans* strain deficient for at least three chitin deacetylase (cda) genes. In some aspects, the *Cryptococcus neoformans* strain deficient for chitosan production can be a viable *Cryptococcus neoformans* strain cda1Δcda2Δcda3Δ. In some aspects, the *Cryptococcus neoformans* strain deficient for chitosan production can be a viable *Cryptococcus neoformans* strain deleted for at least one chitin synthase such as, without limitation, CHS3. In some aspects, the *Cryptococcus neoformans* strain deficient for chitosan production can be a viable *Cryptococcus neoformans* strain chs3Δ. In some aspects, the *Cryptococcus neoformans* strain deficient for chitosan production can be a viable *Cryptococcus neoformans* strain deleted for at least a chitin synthase regulator (CSR2). In some aspects, the *Cryptococcus neoformans* strain deficient for chitosan production can comprise a viable *Cryptococcus neoformans* strain csr2Δ. In some aspects, the pharmaceutically acceptable vehicle can comprise a buffer. In some aspects, the pharmaceutically acceptable vehicle can comprise phosphate-buffered saline.

In various embodiments, a pharmaceutically acceptable composition for a vaccine against *Cryptococcus neoformans* infection of the present teachings can comprise the inactivated *Cryptococcus neoformans* strain deficient for chitosan production in a nose drop formulation. In some aspects, a pharmaceutically acceptable composition for a vaccine against *Cryptococcus neoformans* infection of the present

teachings can comprise an inactivated *Cryptococcus neoformans* strain deficient for chitosan production in a nasal spray formulation.

In various embodiments, methods of inducing immunity against *Cryptococcus neoformans*, can comprise administering to a subject by inhalation an immunity-inducing amount of a composition of the present teachings. In some aspects, the administering by inhalation can comprise nasal inhalation.

In various embodiments, a vaccine against *Cryptococcus neoformans* infection can comprise a viable *Cryptococcus neoformans* strain deficient for chitosan production. In some aspects, the *Cryptococcus neoformans* strain deficient for chitosan production can be a viable *Cryptococcus neoformans* strain deleted for at least one chitin deacetylase (cda) gene. In some aspects, the at least one chitin deacetylase (cda) gene deletion can be selected from the group consisting of cda1Δ, cda2Δ and cda3Δ. In some aspects, the *Cryptococcus neoformans* strain deficient for chitosan production can be a viable *Cryptococcus neoformans* strain deleted for at least two chitin deacetylase (cda) genes. In some aspects, the at least two chitin deacetylase (cda) gene deletions can be selected from the group consisting of cda1Δcda2Δ, cda1Δcda3Δ and cda2Δcda3Δ. In some aspects, the *Cryptococcus neoformans* strain deficient for chitosan production can be a viable *Cryptococcus neoformans* strain deleted for at least three chitin deacetylase (cda) genes. In some aspects, the *Cryptococcus neoformans* strain deficient for chitosan production can be a viable *Cryptococcus neoformans* strain cda1Δcda2Δcda3Δ. In some aspects, the *Cryptococcus neoformans* strain deficient for chitosan production can be a viable *Cryptococcus neoformans* strain chs3Δ. In some aspects, the *Cryptococcus neoformans* strain deficient for chitosan production can be a viable *Cryptococcus neoformans* strain csr2Δ. In some aspects, the *Cryptococcus neoformans* strain deficient for chitosan production can be a viable *Cryptococcus neoformans* strain chs3Δ csr2Δ. In some aspects, the *Cryptococcus neoformans* strain deficient for chitosan production can be a viable *Cryptococcus neoformans* strain cda1Δ chs3Δ csr2Δ. A vaccine against *Cryptococcus neoformans* infection of the present teachings can further comprise a pharmaceutically acceptable vehicle for inhalation administration. In some aspects, the pharmaceutically acceptable vehicle can comprise a buffer. In some aspects, the pharmaceutically acceptable vehicle can comprise phosphate-buffered saline.

In various embodiments, a vaccine against *Cryptococcus neoformans* can comprise a viable *Cryptococcus neoformans* strain deficient for chitosan production and a pharmaceutically acceptable vehicle for inhalation administration. In some aspects, the *Cryptococcus neoformans* strain deficient for chitosan production can be a viable *Cryptococcus neoformans* strain deleted for at least one chitin deacetylase (cda) gene. In some aspects, the at least one chitin deacetylase (cda) gene deletion can be selected from the group consisting of cda1Δ, cda2Δ and cda3Δ. In some aspects, the *Cryptococcus neoformans* strain deficient for chitosan production can be a viable *Cryptococcus neoformans* strain deleted for at least two chitin deacetylase (cda) genes. In some aspects, the at least two chitin deacetylase (cda) gene deletions can be selected from the group consisting of cda1Δcda2Δ, cda1Δcda3Δ and cda2Δcda3Δ. In some aspects, the *Cryptococcus neoformans* strain deficient for chitosan production can be a viable *Cryptococcus neoformans* strain deleted for at least three chitin deacetylase (cda) genes. In some aspects, the *Cryptococcus neoformans* strain deficient for chitosan production can be a viable *Cryptococcus neoformans* strain deleted for at least one chitin synthase such as, without limitation, CHS3. In some aspects, the *Cryptococcus neoformans* strain deficient for chitosan production can be a viable *Cryptococcus neoformans* strain chs3Δ. In some aspects, the *Cryptococcus neoformans* strain deficient for chitosan production can be a viable *Cryptococcus neoformans* strain deleted for at least a chitin synthase regulator (CSR2). In some aspects, the *Cryptococcus neoformans* strain deficient for chitosan production can comprise a viable *Cryptococcus neoformans* strain csr2Δ. In some aspects, the pharmaceutically acceptable vehicle can comprise a buffer. In some aspects, the pharmaceutically acceptable vehicle can comprise phosphate-buffered saline.

*Cryptococcus neoformans* strain *cda1Δcda2Δcda3Δ*. In some aspects, the *Cryptococcus neoformans* strain deficient for chitosan production can be a viable *Cryptococcus neoformans* strain *chs3Δ*. In some aspects, the *Cryptococcus neoformans* strain deficient for chitosan production can be a viable *Cryptococcus neoformans* strain *car2Δ*. In some aspects, the *Cryptococcus neoformans* strain deficient for chitosan production can be a viable *Cryptococcus neoformans* strain *cda1 cda2 cda3 chs3 csr2*. In some aspects, the pharmaceutically acceptable vehicle can comprise a buffer. In some aspects, the pharmaceutically acceptable vehicle can be a phosphate-buffered saline.

In various embodiments, a pharmaceutically acceptable composition for a vaccine against *Cryptococcus neoformans* infection can comprise the viable *Cryptococcus neoformans* strain deficient for chitosan production of the present teachings in a nose drop formulation. In some aspects, the pharmaceutically acceptable composition for a vaccine against *Cryptococcus neoformans* infection can comprise the viable *Cryptococcus neoformans* strain deficient for chitosan production of the present teachings in a nasal spray formulation.

In various embodiments, methods of inducing immunity against *Cryptococcus neoformans* can comprise administering to a subject by inhalation an immunity-inducing amount of a composition comprising a viable *Cryptococcus neoformans* strain deficient for chitosan production of the present teachings. In some aspects, the administering by inhalation can comprise nasal inhalation.

In various embodiments, the present teachings include a vaccine against *Cryptococcus gattii* infection, comprising an inactivated *Cryptococcus gattii* strain deficient for chitosan production. In various configurations, the *Cryptococcus gattii* strain deficient for chitosan production can be an inactivated *Cryptococcus gattii* strain deleted for at least one chitin deacetylase (*cda*) gene. In various aspects, at least one chitin deacetylase (*cda*) gene deletion can be selected from the group consisting of *cda1Δ*, *cda2Δ* and *cda3Δ*. In some aspects, a *Cryptococcus gattii* strain deficient for chitosan production can be an inactivated *Cryptococcus gattii* strain deleted for at least two chitin deacetylase (*cda*) genes. In some aspects, the at least two chitin deacetylase (*cda*) gene deletions can be selected from the group consisting of *cda1Δcda2Δ*, *cda1Δcda3Δ* and *cda2Δcda3Δ*. In some aspects, the *Cryptococcus gattii* strain deficient for chitosan production can be an inactivated *Cryptococcus gattii* strain deleted for at least three chitin deacetylase (*cda*) genes. In some aspects, the *Cryptococcus gattii* strain deficient for chitosan production can be an inactivated *Cryptococcus gattii* strain *cda1Δcda2Δcda3Δ*. In some aspects, the inactivated *Cryptococcus gattii* strain deficient for chitosan production can be a heat-killed *Cryptococcus gattii* strain deficient for chitosan production. In some configurations, a vaccine against *Cryptococcus gattii* infection of the present teachings can further comprise a pharmaceutically acceptable vehicle for inhalation administration. In some aspects, the pharmaceutically acceptable vehicle can comprise a buffer. In some aspects, the pharmaceutically acceptable vehicle can be a phosphate-buffered saline.

In various embodiments, a vaccine against *Cryptococcus gattii* can comprise a viable *Cryptococcus gattii* strain deficient for chitosan production and a pharmaceutically acceptable vehicle for inhalation administration. In some aspects, the *Cryptococcus gattii* strain deficient for chitosan production can be a viable *Cryptococcus gattii* strain deleted for at least one chitin deacetylase (*cda*) gene. In some aspects, the at least one chitin deacetylase (*cda*) gene dele-

tion can be selected from the group consisting of *cda1Δ*, *cda2Δ* and *cda3Δ*. In some aspects, the *Cryptococcus gattii* strain deficient for chitosan production can be a viable *Cryptococcus gattii* strain deleted for at least two chitin deacetylase (*cda*) genes. In some aspects, the at least two chitin deacetylase (*cda*) gene deletions can be selected from the group consisting of *cda1Δcda2Δ*, *cda1Δcda3Δ* and *cda2Δcda3Δ*. In some aspects, the *Cryptococcus gattii* strain deficient for chitosan production can be a viable *Cryptococcus gattii* strain deleted for at least three chitin deacetylase (*cda*) genes. In some aspects, the *Cryptococcus gattii* strain deficient for chitosan production can be a viable *Cryptococcus gattii* strain *cda1Δcda2Δcda3Δ*. In some aspects, the pharmaceutically acceptable vehicle can comprise a buffer. In some aspects, the pharmaceutically acceptable vehicle can be a phosphate-buffered saline.

In various embodiments, a pharmaceutically acceptable composition for a vaccine against *Cryptococcus gattii* infection can comprise the inactivated *Cryptococcus gattii* strain deficient for chitosan production of the present teachings in a nose drop formulation. In various embodiments, the pharmaceutically acceptable composition for a vaccine against *Cryptococcus gattii* infection can comprise the inactivated *Cryptococcus gattii* strain deficient for chitosan production of the present teachings in a nasal spray formulation.

In various embodiments, methods of inducing immunity against *Cryptococcus gattii* can comprise administering to a subject by inhalation an immunity-inducing amount of a composition comprised by an inactivated *Cryptococcus gattii* strain deficient for chitosan production of the present teachings. In some aspects, the administering by inhalation can comprise nasal inhalation.

In various embodiments, a vaccine against *Cryptococcus gattii* infection can comprise a viable *Cryptococcus gattii* strain deficient for chitosan production. In some aspects, the *Cryptococcus gattii* strain deficient for chitosan production can be a viable *Cryptococcus gattii* strain deleted for at least one chitin deacetylase (*cda*) gene. In some aspects, the at least one chitin deacetylase (*cda*) gene deletion can be selected from the group consisting of *cda1Δ*, *cda2Δ* and *cda3Δ*. In some aspects, the *Cryptococcus gattii* strain deficient for chitosan production can be a viable *Cryptococcus gattii* strain deleted for at least two chitin deacetylase (*cda*) genes. In some aspects, the at least two chitin deacetylase (*cda*) gene deletions can be selected from the group consisting of *cda1Δcda2Δ*, *cda1Δcda3Δ* and *cda2Δcda3Δ*. In some aspects, the *Cryptococcus gattii* strain deficient for chitosan production can be a viable *Cryptococcus gattii* strain deleted for at least three chitin deacetylase (*cda*) genes. In some aspects, the *Cryptococcus gattii* strain deficient for chitosan production can be a viable *Cryptococcus gattii* strain *cda1Δcda2Δcda3Δ*. In some aspects, the viable *Cryptococcus gattii* strain deficient for chitosan production can be a heat-killed *Cryptococcus gattii* strain deficient for chitosan production. In some aspects, a vaccine against *Cryptococcus gattii* infection of the present teachings can further comprise a pharmaceutically acceptable vehicle for inhalation administration. In some aspects, the pharmaceutically acceptable vehicle can comprise a buffer. In some aspects, the pharmaceutically acceptable vehicle can be a phosphate-buffered saline.

In various embodiments, a vaccine against *Cryptococcus gattii* can comprise a viable *Cryptococcus gattii* strain deficient for chitosan production and a pharmaceutically acceptable vehicle for inhalation administration. In some aspects, the *Cryptococcus gattii* strain deficient for chitosan production can be a viable *Cryptococcus gattii* strain deleted

for at least one chitin deacetylase (*cda*) gene. In some aspects, the at least one chitin deacetylase (*cda*) gene deletion can be selected from the group consisting of *cda1Δ*, *cda2Δ* and *cda3Δ*. In some aspects, the *Cryptococcus gattii* strain deficient for chitosan production is a viable *Cryptococcus gattii* strain deleted for at least two chitin deacetylase (*cda*) genes. In some aspects, the at least two chitin deacetylase (*cda*) gene deletions can be selected from the group consisting of *cda1Δcda2Δ*, *cda1Δcda3Δ* and *cda2Δcda3Δ*. In some aspects, the *Cryptococcus gattii* strain deficient for chitosan production can be a viable *Cryptococcus gattii* strain deleted for at least three chitin deacetylase (*cda*) genes. In some aspects, the *Cryptococcus gattii* strain deficient for chitosan production can be a viable *Cryptococcus gattii* strain *cda1Δcda2Δcda3Δ*. In some aspects, the pharmaceutically acceptable vehicle can comprise a buffer. In some aspects, the pharmaceutically acceptable vehicle can comprise phosphate-buffered saline. In some aspects, the pharmaceutically acceptable composition for a vaccine against *Cryptococcus gattii* infection can comprise the viable *Cryptococcus gattii* strain deficient for chitosan production of the present teachings in a nose drop formulation. In some aspects, a pharmaceutically acceptable composition for a vaccine against *Cryptococcus gattii* infection can comprise the viable *Cryptococcus gattii* strain deficient for chitosan production of the present teachings in a nasal spray formulation. In some aspects, a method of inducing immunity against *Cryptococcus gattii* can comprise administering to a subject by inhalation an immunity-inducing amount of a composition comprised by a viable *Cryptococcus gattii* strain deficient for chitosan production. In some aspects, the administering by inhalation can comprise nasal inhalation.

#### BRIEF DESCRIPTION OF THE DRAWINGS

FIG. 1A-B illustrate that mice exposed to *Cryptococcus neoformans cda1Δcda2Δcda3Δ* survive wild type *Cryptococcus neoformans* infection.

FIG. 2A-B illustrates that mice exposed to heat-killed *Cryptococcus neoformans cda1Δcda2Δcda3Δ* survive wild type *Cryptococcus neoformans* infection.

FIG. 3 illustrates an experimental protocol for testing *Cryptococcus neoformans cda1Δ* as a vaccine.

FIG. 4 illustrates a survival curve of a *cda1Δ* pilot experiment described in FIG. 3.

FIG. 5 illustrates a survival curve of vaccinated mice immunized with *C. neoformans cda1Δ* challenged with R265 (*C. gattii*).

FIG. 6 illustrates a survival curve of vaccinated mice immunized with *C. neoformans cda1Δ* challenged with WM226 (*C. gattii*).

FIG. 7 illustrates that 129 mice immunized with *Cryptococcus neoformans cda1Δcda2Δcda3Δ* survive when challenged with *C. neoformans*.

FIG. 8 illustrates that A/J mice immunized with *Cryptococcus neoformans cda1Δcda2Δcda3Δ* survive when challenged with *C. neoformans*.

FIG. 9 illustrates that 129 mice immunized with *Cryptococcus neoformans cda1Δcda2Δcda3Δ* survive when challenged with *C. neoformans*.

FIG. 10 illustrates fungal burden for surviving mice of different strains after the conclusion of survival experiments.

FIG. 11 illustrates that CBA/J mice immunized with heat-killed wild type cells grown in YNB pH 7.0 medium buffered to pH 7.0 survive when challenged with *C. neoformans*.

FIG. 12 illustrates chitosan levels present in mouse lungs when inoculated with wild type or *cda1Δ C. neoformans*.

FIG. 13 illustrates chitosan levels present in wild type *C. neoformans* cells when grown on YPD medium or YNB medium buffered to pH 7.0.

#### DETAILED DESCRIPTION

The present inventors have developed vaccines and administration protocols against infection by *Cryptococcus* fungi, including *Cryptococcus neoformans* and *Cryptococcus gattii*. In various embodiments, a vaccine of the present teachings can provide significant protection against exposure to a virulent *Cryptococcus* strain, such as a wild type *Cryptococcus neoformans* or *Cryptococcus gattii*, up to 100% protection.

As used herein, an “inactivated” *Cryptococcus* refers to a *Cryptococcus* fungus that has been disabled or killed such that it is unable to reproduce upon infection of a host organism, or grow in a standard nutrient medium. Inactivation of a *Cryptococcus*, including *Cryptococcus* deficient for chitosan production, can be accomplished by any method known to skilled artisans. In various configurations, an inactivated *Cryptococcus* fungus of the present teachings can comprise heat-killed or heat-attenuated *Cryptococcus*, such as but not limited to heat-killed *C. neoformans cda1Δ*, *C. neoformans cda2Δ*, *C. neoformans cda3Δ*, *C. neoformans chs3Δ*, *C. neoformans csr2Δ* or any combination thereof, such as, without limitation *C. neoformans cda1Δcda2Δcda3Δ*. In various configurations, an inactivated *Cryptococcus* fungus of the present teachings can comprise heat-killed or heat-attenuated *Cryptococcus*, such as but not limited to heat-killed *C. gattii cda1Δ*, *C. gattii cda2Δ*, *C. gattii cda3Δ*, *C. gattii chs3Δ*, *C. gattii csr2Δ* or any combination thereof, such as, without limitation *C. gattii cda1Δcda2Δcda3Δ*. In some configurations, an inactivated *Cryptococcus* strain deficient for chitosan production can comprise *Cryptococcus* that is deficient for chitosan production and has been killed by exposure to heat, to electromagnetic radiation such as ultraviolet light, gamma ray radiation, or x-ray radiation, by exposure to nuclear radiation such as exposure to an alpha particle emitting source or a beta particle emitting source, by exposure to toxic levels of one or more chemicals, by photodynamic inactivation (Rodrigues, G. B., et al., Photochemistry and Photobiology 88:440-447, 2012; Fuchs, B. B., et al., Antimicrobial Agents and Chemotherapy 51: 2929-2936, 2007), or any combination thereof. In some configurations, effectiveness of an inactivating treatment can be tested by plating treated samples on nutrient plates under standard conditions; a treatment can be considered inactivating if no colony forming units develop.

Methods and compositions described herein utilize laboratory techniques well known to skilled artisans, and can be found in laboratory manuals such as Sambrook, J., et al., Molecular Cloning: A Laboratory Manual, 3rd ed. Cold Spring Harbor Laboratory Press, Cold Spring Harbor, N.Y., 2001; Spector, D. L. et al., Cells: A Laboratory Manual, Cold Spring Harbor Laboratory Press, Cold Spring Harbor, N.Y., 1998; Nagy, A., Manipulating the Mouse Embryo: A Laboratory Manual (Third Edition), Cold Spring Harbor, N.Y., 2003 and Harlow, E., Using Antibodies: A Laboratory Manual, Cold Spring Harbor Laboratory Press, Cold Spring Harbor, N.Y., 1999. Methods of administration of pharmaceuticals and dosage regimes, can be determined according to standard principles of pharmacology well known skilled artisans, using methods provided by standard reference texts such as Remington: the Science and Practice of Pharmacy

(Alfonso R. Gennaro ed. 19th ed. 1995); Hardman, J. G., et al., Goodman & Gilman's The Pharmacological Basis of Therapeutics, Ninth Edition, McGraw-Hill, 1996; and Rowe, R. C., et al., Handbook of Pharmaceutical Excipients, Fourth Edition, Pharmaceutical Press, 2003. As used in the present description and any appended claims, the singular forms "a", "an" and "the" are intended to include the plural forms as well, unless the context indicates otherwise.

In various embodiments, a *Cryptococcus* fungus, including without limitation *Cryptococcus neoformans* or *Cryptococcus gattii* comprising mutations in at least one, at least two, or at least three chitin deacetylase (*cda*) genes and/or chitin synthase genes and/or chitin synthase regulator genes can be obtained and grown by established procedures (See, e.g., Baker, L. G., et al., *Eukaryotic Cell* 6: 855-867, 2007 and Baker, L. G., et al., *Eukaryotic Cell* 10: 1264-1268, 2011). A mutation can interfere with, inactivate, or eliminate

a gene or its encoded protein product. In various embodiments, a *Cryptococcus* fungus, including without limitation either *Cryptococcus neoformans* or *Cryptococcus gattii* of the present teachings deficient for chitosan can be obtained and grown by established procedures.

In various embodiments, *Cryptococcus neoformans* strains of the present teachings can comprise the following DNA sequences.

*C. neoformans* CDA1 (CNAG\_05799):

Wild type gene: Bolded regions are predicted introns. The sequences between the double-underlined sequences are deleted in the deletion strain. GGCCCTCTACTCTACCTTCG (SEQ ID No:1) and GCCGCCTCTAACACTTCTTC (SEQ ID No:2) are the primer sequences used for deletion. The residues in bold and italicized typeface are the sites used for creating active site mutants. In some configurations, selectable markers (not indicated) can be inserted in place of the deleted portions.

(SEQ ID No.: 3)

GCCGAACAGCGCAGGTCAGGGAGAGCATTTCTAGCGTGCCTTGGTAGATCGTTATCGCGATT  
 TACTTTCCAGGCCCTGGGCGCTTCCAGCCATCAGCCAAGGATAAAAGCGCGTCCCTCTTC  
 TTTTCATCATTAACTTTTATCCTCCTCAGCACCCACGCTCTGTGATTCCATCTCTTCCCTCT  
 CGCATTCAAGCAGCCTTTCATTTCCTTCCGTCCTCCGGT**GAGTGCAGCAGCCCGCGCTGC**  
**CATTCCACACGATGACTTGAGACGCGTCTTCCCGCTATAGCCGACGCCCTTTTCGTTTTTC**  
**TTGGCGTTTTGTACATGGCCACATTGAGCAGCACAGCTTACTTGTGAGCAGCAAAAATCCA**  
 ACTTCAAACAGCTTTCAGCATCAACTCTATCACTCTTTCATCTCTTGTCAACTTCTCTTCC  
 TTCTCGCTCCAAAAGCGGAATTTCCGCC **ATG**TTTACATTCGCTGCCTTCTCTGCTCTTCTAAT  
 TTCCTCGCTGGTGGTGGCGCAGACTACAGGCACATCGGTTGACAGTAGCATCTTAACATA  
 AGACTGCTGACTCTACCGTCCCTCTGGTTTCTCCATTCCGTGAGTACTCTCGACTTTTCCG  
**TCAACCTCCAGTCTCGCCACAGGCCATAGCGAACAATGAGCCAAGCGCCCAACGCGAACCGTG**  
**CCCATCATTATCCTCCCACTAATTCCTTTAACCAAAACGTAGCTTTTAGAGGCCAAATGCTGA**  
**CAAGTGCCTTTTTAGTGCTTTGAGCGAGCTCACGTCTGGTGCCCCACTGACTCTACTGTGG**  
CCCTCTACTCTACCTTCGCGGCCGCTGCCACACTACCGTTTCTGGTGCCCCGTCTCCCT  
 ACCAGTGCCCTCACCATCGCCGATTATCCAGCTTTAGATGTCACCCCTCTACCAACTCTCT  
 TTTGGTTAAGGACTGGATGGCCAAGGT**GAGTTGTGTTGAGTCCGAAAAGGCACCAGAAGAG**  
**CTAACAGTTGGATTAGATCGACTTGTCCAAGGTGCCAGTTATAATGTGACAACGGCGGATT**  
 GTTCTACTGACGCGCTGCTATCAGCGACGGTCGATGCTGGTGGACTTGTGGTGGTTGCACT  
 CGGGAACCGACATTGTCGAGTGTCTGACAAGAATGTTGGGGTCTCTCTTAC **GATGATGG**  
 TCTTCGTTGTGCGCTCTCGTCTCTTCTCGACCCGAGATGCTCCAACCGAATACATGTCT  
 GGACACCAGATCTCTATCCACACTTGGTCTCACCCCGCACTTACTACTCTTACCAACGAGGA  
 AATTGTTGCCGAGCTTGGTTGGACAATGAAGGTCATCAAGGACACCCCTGGCGTCACCCCAA  
 ACACTTTC **CGA**CCCCCTTATGGTGACATTGATGACCGTGTTCGAGCTATTGTCTGCTCAGATG  
 GGCTTGACCCCTGTTATCTGGACTTCTTACACTGATGGCTCAACCACTGTTAACTTTGACAC  
**TGTAGGCTTATCTTGACTTTCGCAATAATCTTACTAACGAAATGACAGAAC GAC**TGGCACAT  
 CAGTGGTGGTACCGCCACCGCGCTTCTTCTTATGAGACCTTTGAGAAGATTCTCACCGAAT  
 ACGCCCCAAGTTGGACACTGGTTTCATCACTCTTGAGCACGACAGT**AGTCTTGTCTATCC**  
**GTCTTGCAATAATAATCCTGACGTATACCTTTACAGTCTACCAGCAGAGTGTGACCTTGCT**  
 GTTGGTTACATTTTGGCCCAAGTTCCTCGCCAACGGTACCTATCAGTCAATCCATCATCAA

- continued

CTGTTTGGGCAAGGACAGTAAAGTTGCCCTCCGCTAATCAGAAAAGGTTGTGGGCTAAGATGAT  
**ACACAGC**CTCCGAAGCATAACATTGAGACTTCATCCAACCAGACTACTACTCAGATCACTGCA  
 GCCACCGGCTCCAGTCTACCTTCTCCAGCCATTGTTGGCACTGCTACCGGTGCTGAAGT  
 CTCTGCACCTTCTGAGGCCACTGGCAGCACTGCCGCTGGCTCTGCTGCCTCCACCACTAGTG  
 GTTCTGGCGCCAGCGCTTCTACAGGCCGCCCTCTAACACTTCTTCCAGCGGGTCTGGTCGA  
 TCAGCCACCATGGGTGGTCCCTCATTGCTCTTGCCGCTGTTGCCGTTGGTATGGTATATATGT  
 CGCC **TAA**GTATTTCAAGGCTTTCAATGTAACGATGGATGGGGATGGGTGGTGGGGGGGAGG  
 GAAGTGTGTCTAATGGGCTATACTTGGGCTATACTTTGCCTCAAATCCATCAAGTATTAAT  
 AGCTGAACCATCTTTCGTTGAACCGTCTTTCATTGTGAACCATTTGTCTTTTGGATCTTCA  
 AAGTTTGATCCATTATGAATATCATGGACATTTTGAACGTTTTGAACATCCATGTACTTTTC  
 ATTCGATCGATCTGAACGTGTGTTGTGCATACCTCGGAACAAGCTTTCATGGATGGCTT  
 CAC

Mutant A is a triple point mutant that can be D166, R254  
 and D 294-catalytically inactive mutant:  
 The sequence of the mutant gene can comprise the  
 mutated residues:

(SEQ ID No. : 4)

GCCGAACAGCGCAGGTGAGGAGAGCATTCTAGCGTGCCTTGGTAGATCGTTATCGCGATT  
 TACTTTCAGGCGCTGGCGCTTCCAGCCATCAGCCAAAGGATAAAAGCGCGTGCCCTCTTC  
 TTTTCATCATTAACTTTTATCCTCCTCAGCACCCAGCTCTGTGATCCATCTCTTCCCTCCT  
 CGCATTCAAGCAGCCTCTTCATTTCTTCCCTCCGTCGCCG**TGAGTGCGACG**CCCCCGCTGC  
**CAT**TTCCACACGATGACTT**GAGACGCGTCTTCCCGCTATAGCCGACG**CCCCCTTTTCGTTTTTC  
**TTGGCGTTTTGT**CACAT**TGCCACATTGAGCAGCACAGCTTACTTGT**CAGCAGCAAAAATCCA  
 ACTTCAAACAGCTCTTCAGCATCAACTCTATCACTCTTTCATCTCTTGTCAACTTCTCTTCC  
 TTCTCGCTCCAAAAGCGGAATTTCCGC **ATG**TTTACATTGCTGCCTTCTCTGCTCTTCTAAT  
 TTCCTCGCTGGTGTGGTGGCGCAGACTACAGGCACATCGGTTGACAGTAGCATCTTAACATA  
 AGACTGCTGACTCTACCGGTCCCTCTGGTTTCTCCATTCC**GTGAGTACTCTCGACTTTTCCG**  
**TCA**ACCTCCAGTCTCGCCACAGGCCATAGCGAACAATGAGCCAAGCGCCACCGGAACCGTG  
 CCCATCATTATCCTCCACTAATTCCTTTAACCAAACGTAGCTTTTAGAGGCCAAATGCTGA  
**CAAGTGC**GTTTTTAGTGCTTTGAGCGAGCTCAGTCTGGTGCCCCACTGACTCTACTGTGG  
CCCTCTACTCTACCTTCGCGCCGGTGCACACCTACCGTTTCTGGTGCCCTGTCTCCCT  
 ACCAGTGCCCTCACCATCGCCGATTATCCAGCTTAGATGTCACCCCTCCTACCAACTCCTC  
 TTTGGTTAAGGACTGGATGGCCAAG**GTGAGTTGT**TT**GAGTCCGAAAAGGCACCAGAAGAG**  
**CTAACAGTTGGATTAG**ATCGACTTGTCCAAGGTGCCAGTTATAATGTGACAACGGGCGATT  
 GTTCTACTGACGCGGCTGCTATCAGCGACGGTCGATGCTGGTGGACTTGTGGTGGTTGCACT  
 CGGGAAACCGACATTGTCGAGTGTCTGACAAGAATGTTGGGGTCTCTTAC **AAC**GATGG  
 GCCTTCTCCCTTACCCCTCTCCTAATTGATTACCTTCAGGAGAAGAATCAAGACCACCT  
 TCTTCGTTGTGGCTCTCGTGTCTTTCTCGACCCGAGATGCTCCAAACCGAATACATGTCT  
 GGACACCAGATCTCTATCCACACTTGGTCTCACCCCGCACTTACTACTCTTACCAACGAGGA  
 AATTGTTGCCGAGCTTGGTTGGACAATGAAGTCAATCAAGGACACCCTTGGCGTACCCCAA  
 ACACCTTC **GCT**CCCCCTTATGGTGACATTGATGACCGTGTTCGAGCTATTGCTGCTCAGATG

- continued

GGCTTGACCCCTGTTATCTGGACTTCTTACACTGATGGCTCAACCACTGTTAACTTTGACAC  
**TGTAGGCTTATCTTGGACTTTCGCAATAATCTTACTAACGAAATGACAGAAC AACT**TGGCACAT  
 CAGTGGTGGTACCGCCACCGCGCTTCTTCTTATGAGACCTTTGAGAAGATTCTCACCGAAT  
 ACGCCCCAAAGTTGGACACTGGTTTCATCACTCTTGAGCAGGACAG**TAAGTCTTGTCTATCC**  
**GTCTTGCATAATAATCTGACGTATACCTTTACAGTCT**TACCAGCAGAGTGTGACCTTGCT  
 GTTGGTTACATTTTGCCTCAAGTTCTCGCCAACGGTACCTATCAGCTCAAATCCATCATCAA  
 CTGTTTGGGCAAGGACAG**TAAGTTGCC**TCCGCTAATCAGAAAAGTTGTGGGCTAAGATGAT  
**ACACAG**CCCTCCGAAGCATACTTGGACTTTCATCCAACAGACTACTACTCAGATCACTGCA  
 GCCACCGGCTCCAGTCTACCTTCTTCCAGCCATTGTTGGCACTGCTACCGGTGCTGAAGT  
 CTCTGCACCTTCTGAGGCCACTGGCAGCACTGCCGCTGGCTCTGCTGCCTCCACCACTAGTG  
 GTTCTGGCGCCAGCGCTTCTACAGGCGCGCTCTAACACTTCTTCCAGCGGTCTGGTTCGA  
 TCAGCCACCATGGGTGGTCCCTCATTGCTCTTGCCGCTGTTGCCGTTGGTATGGTATATGT  
 CGCC **TAA**GTATTTCAAGGCTTCAATGTAACGATGGATGGGATGGGTGGTGGGGGGGAGG  
 GAAGTGTGTCTAATGGGCTATACTTGGCTATACTTTGCCCTCAAATCCATCAAGTATTAAT  
 AGCTGAACCATCTTTCGTTGAACCGTCTTTCATTGTGAACCATTTGTCTTTTGATCTTCA  
 AAGTTGATCCATTATGAATATCATGGACATTTTGAACGTTTTGAACATCCATGTACTTTTC  
 ATTCGATCGATCTGAACGTGTGTTGTGCATACCTCGGAACAAGCTTCAATGGATGGCTT  
 CAC

Mutant B is a mutant in which the potential Zinc binding site viz: D167, H216 and H220 are mutated.

(SEQ ID No. : 5)

GGAAACAATAACAAGCACAACCGCAGCAAAAAGCCGAACAGCGCAGGTGAGGGAGAGCATTTCT  
 AGCGTGCCTTGGTAGATCGTTATCGCGATTTACTTTCCAGGCCCTGGGCGCTTCCAGCCATC  
 AGCCAAAGGATAAAAGCGCGTGCCTCTTCTTTTCATCATTAACTTTTATCCTCCTCAGCAC  
 CCACGCTCTGTGATCCATCTCTTCTCCTCGCATTCAAGCAGCCTCTTCATTTCTTCTCCTC  
 CGTCCCGGT**GAGTGC**GCAGCGCCCGCGTGC**CA**TTCCACACGATGACTT**GAGAC**CGCGTCTT**C**  
**CCGCTATAGCCGACGCCCTTTTCGTTTTCTTGGCGTTTTGT**CACATT**GC**CACATT**GAGCAG**  
 CACAGCTTACTTGTGAGCAGCAAAAATCCAACCTCAAACAGCTCTTCCAGCATCAACTCTATC  
 ACTCTTTCATCTCTTGTCAACTTCTCTTCTTCTCGCTCCAAAAGCGGAATTTCCGCC **ATG**TT  
 TACATTGCTGCCTTCTCTGCTCTTCTAATTTCCCTCGCTGGTGTGGTGGCGCAGACTACAG  
 GCACATCGGTTGACAGTAGCATCTTAACCTAAGACTGCTGACTCTACCGTCCCTCTGGTTTC  
 TCCATTCGGT**GAGTACTCTCGACTTTTCCGTCAACCTCCAGTCTCGCCACAGGCCATAGCGA**  
**ACAATGAGCCAAAGCCCAACGCGAAACCGTGCCATCATTATCCTCCACTAATTCCTTTAAC**  
**CAAACGTAGCTTTTAGAGGCCAAATGCTGACAAGTGC**TTTTTAGTGTCTTTGAGCGAGCTCA  
 CGTCTGGTGGCCCCACTGACTCTACTGTGGCCCTCTACTCTACCTTCGCGGCCGGTGGCCACA  
 CCTACCGTTCTGGTGGCCCTGTCTCCCTACCAGTGCCTCACCATCGCCGATTATCCAGC  
 TTTAGATGTCACCCCTCTACCAACTCCTCTTTGGTTAAGGACTGGATGGCCAAG**GTGAGTT**  
**GTGTTT**GAGTCCGAAAAGGCACCAGAAGAGCTAACAGTTGGATTAGATCGACTTGTCCAAGG  
 TGCCAGTTATAATGTGACAACGGGCGATTGTTCTACTGACCGGCTGCTATCAGCGACGGT  
 CGATGCTGGTGGACTTGTGGTGGTGCCTCGGAAACCGACATTGTGAGTGTCTGACAA

-continued

GAATGTTTGGGGTCTCTCTTACGAT **AAC**GGGCCTTCTCCCTCACCCCTCTCCTAATTGATT  
 ACCTTCAGGAGAAGAACATCAAGACCACCTTCTTCGTTGTGCGCTCTCGTGCCTTTCTCGA  
 CCCGAGATGCTCCAACCGAATACATGTCTGGACACCAGATCTCTATC **GCC**ACTTGGTCT **GC**  
**CCCCGC**ACTTACTACTCTTACCAACGAGGAAATGTTGCCGAGCTTGGTTGGACAATGAAGG  
 TCATCAAGGACACCCTTGGCGTCACCCCAACACTTTCGCTCCCTTATGGTGACATTGAT  
 GACCGTGTTCGAGCTATTGCTGCTCAGATGGGCTTGACCCCTGTTATCTGGACTTCTTACAC  
 TGATGGCTCAACCCTGTAACTTTGACACT**GTAGGCTTATCTTGACTTTCGCAATAATCTT**  
**ACTAACGAAATGACAGA**CAACTGGCACATCAGTGGTGTACCGCCACCGCGCTTCTTCTT  
 ATGAGACCTTTGAGAAGATTCTCACCGAATACGCCCAAAGTTGGACACTGGTTTCATCACT  
 CTTGAGCAGCAG**TAAGTCTTGTCTATCCGTCTTGCAATAATAATCCTGACGTATACCTTT**  
**ACAGT**CTACCAGCAGAGTGTGACCTTGCTGTTGGTTACATTTTGCCCAAGTTCTCGCCAA  
 CGGTACCTATCAGCTCAAATCCATCATCAACTGTTGGGCAAGGAC**TAAGTTGCCTCCGC**  
**TAATCAGAAAAGGTTGTGGGCTAAGATGATACACAG**CCCTCCGAGCATACTTGAGACTTCA  
 TCCAACCAGACTACTACTCAGATCACTGCAGCCACCGGCTCCAGTCTACCTTCTTCCAGCC  
 CATTGTTGGCACTGTACCGGTGCTGAAGTCTCTGCACCTTCTGAGGCCACTGGCAGCACTG  
 CCGCTGGCTCTGCTGCC~~TCCACC~~ACTAGTGGTCTGGCGCCAGCGCTTCTACAGGCGCCGCC  
 TCTAACACTTCTTCCAGCGGGTCTGGTCGATCAGCCACCATGGGTGGTGCCTCATTGCTCT  
 TGCCGCTGTTGCGGTTGGTATGGTATATGTCGCC **TAA**GATTTCAAGGCTTTCATGTAACG  
 ATGGATGGGGATGGTGGTGGGGGGGAGGGAAGTGTCTAATGGGGCTATACTTGGGCTA  
 TACTTTGCCTCAAATCCATCAAGTATTAATAGCTGAACCATCTTTCGTTGAACCGTCTTCA  
 TTGTGAACCATTTGTCTTTTGGATCTTTCAAAGTTGATCCATTATGAATATCATGGACATT  
 TTGAACGTTTGAACATCCATGTACTTTTCATTCGATCGATCTGAACGTGTTGTTGTCATA  
 CCTCGGAACAAGCTTTCATGGATGGCTTACAGATC .

CDA2: CNAG\_01230: chitin deacetylase 2: The <sup>40</sup>  
 sequences between the underlined sequences are deleted in  
 the deletion strain.

(SEQ ID No. : 6)

GAAAATCACAGCACAGCAACATAACAAACCGCAAACAAAAGGTAGAAGTAAAAATAGCAAATAGC  
 GCAGAATAACCGACATCGCCCTCATAAAACGAAGGCTCAAAGCTCGGCTGCTGATTCTCATTCTCTC  
 ATCTCCATCTTCTTCTCATCGTATTACCTTTTCCGCTCTTTATCTCCAAGAACAATAAATCTTTTCG  
 CCTCTTAATCACACAGGCGAA **ATG**ATCCCTTCCACC~~GCGCC~~CTCCTCACCTCACAGCTGGTGC  
 CGCCTTCGCCCATACCGGATG**GGT**GGCCACGAGATTGGTCGGCGAAATGTTGGCGGTCCCATGTT  
 GTATCGTCGAGCTGTCACCGATGAAGCTAGTGTCTGCTGTCAGTACAGGTAGGTTAATAACAATACAAT  
 ACAATCGTATTCTATGACAATGACTGACCATAACGACCAGTAGACATCAACACCGAGTGACAGCC  
 TACAGTTATGCCCTGTGACCGAGTTGATATCCTCTTCCCGACTATTTGGCAGACTGCTTCCATCCCC  
 TCCAATGACACAGAAGCCCAACAACCTTTTGGGAAAATTAACCTCACTCTTAATACCAAGATTCCAAA  
 TGATGTACCCACGGAACCCACGGGTGATTGGACCGGTGTAACACTCTAACAAGTACCCGGA  
 CTGTTGGTGGACTCATAACAAGTGCACGACTCCTTCCAACGACACTGGTTTGAAGCCGATATCTCC  
 ATCGCACCCGACCAATGACATGGGGTTTGGGTTTGGACGATGGACCTAAGTGTAGTACAAAGCTT  
 TGATGATCTCTTTTGGAGAACAACGAGAAGGCTACCATGTACGTGATCATCTCTTTATTCATGTC  
 CAACTTATGTATGTAAGGTTTTTCATTGGATCCAATGTCTTGGACTGGCCTCTCCAGGCTATGAG

- continued

GGCTCACGACGAAGGTCATGAAATATGTGTTTCACACCTGGTCTCATCAATACATGACCGCCCTCAGT  
AACGAGGTCGTCTTTGCCGAATTGTACTACACCCAGAAAGCCATCAAGGCTGTTCTCGGAGTTACTC  
CCCAGTGTGGTATGTGGCACTTTGGTGAATCGTGTGAGACTATAGCTAATGATGACACAGGCG  
ACCTCCGTACGGTGATGTGCACAACAGAGTTCGTATGATTGCCGAGGGACTCAACCTGACTACCATC  
ATCTGGTCAGACGACACCGATGACTGGCGGGCTGGAACCAACGGCGTCACTGAGCAAGACGTCACA  
AATAACTACCAGTCAGTGATCGACAAGGCTGGTAACGGTACATACACTACTCACGGCCCGTTGTTC  
TTAACCACGAGCTCAGTAAGTCTCTCCCAACGACTAAACCGATGTTTGCTCACGATGTCTCTTCAGC  
CAACTACACCATGTCTGTCTTCATGACTATGTTCCCAAGATCAAATCAGCTTTCAACTACATTGTCCC  
CATTGCACTGCATACAACATCACCAACCATATGCGAAAGTAATATCACTTGTCCTCAACTTTGAAA  
CTTACATCTCTGGTGTCAAAACATCAGCAGCTCTACCCTCAGAAAGATGGAAGCAGCTCAACAAA  
CACTGCTTCTGGTTCGGCGCCGCTGGTAGTCCAGTCCACTAGCAGCAGCGACTCAAGCAG  
CTCTGGTGGCTCAAGCGCTCTAGTGGCTCAAACAACGCTAGCAGTGGTGGCTTTGGGCATGTTTCGAC  
AGTTTGTGAGGAGTGGGCTTATTTTGGGGGTGTAGTTGCTGGTGTGATGCTGCTG ~~TAA~~ TGTGAT  
GTGCTTTAGCACGAAAAAATGGACAGTATATCAAACGTCACATGACGTACTATGTATCCAAACGGA  
GGTTCGGGTGAGACACCCGCTAATCTAATTCIGTTAAGGGCATTGATGATGTGAGTCTACGTAG  
TGCCGAAACGAAGATTGAGTTTCTGTTATCTAACAGACGAAAGGAACGCTGATATGCACTGCCATT  
TATCTGAGATCCAATG

*C. neoformans* var. *grubii* H99 (CNA3): CNAG\_01239 — 30  
chitin deacetylase: CDA3

The sequences of the primers are underlined. The sequence between the underlined primer sequences are deleted. In CDA3 deleted strains around 3049 bp of chromosomal sequence has been deleted out of which 1528 bp actually belong to CDA3 genomic region.

(SEQ ID No.: 7)

GGCATGTCGTGATTAATATTTGACATTTTGTCTATTGTTTCAGATCCAGTAATAGTTTTTTCTCTT  
TATCTTTGTTGTGTGAGTTGAAATGAAGTGGGGCGCTCGACTTGGGTGTAATCTTCATCGCCTGC  
TGAACAGGTTGCATGTTGGCAAGGAGAGCAGTTGGTGTGGATTGGATAGGACTTTTTCTTGGTCT  
ATACGACAATCAATAGCCCGAAGATAGTAGATCAGATGATATGATATATGCTGATTATCTTCATTGG  
GCTAGCACAGCACAGCGTTAGCAGACGGTAGCAGTCATGCTTTTCTCACCTCAGTCCATCGGAGATT  
GAAGATCGGAGATCCTGTGTGCTACATGCATGAGCTGTGTAAGGGCAAATTGCAGAACACTGCA  
ATGAACTAACTATTAAC TAGGAGCTTGAAAGTCAGGAGATCAATGATCAGGAAGAAAAATCATCGG  
AATTTCCATGCTATTTGTGTACATATAAAGATGCACATTTGTTCTGAGCGATAATTTGCTTTTTAT  
ATCTATCCATTTAGGCTAATACCAGTACTACGTACTTCGCATTTACAGTTCACAGAGTAGTACATAC  
GTACAGATAACACAGCATCACAAACCAGATACCACCACAGACTGCATCACAGTAGCAACATGGAGT  
CTGAGCTTTGGGAGTTGATTGAGAGACTTGTGTAATTGCCGTGTAAGAGCCGTATAATTGACTGTCT  
GAAATTATACTGTCTTTAATGGGGACTGGAGACTCATCAAATAAAACTTGACTCGCATGTTGAGGAC  
CATTGATGCCGTGAGCATGTGTTTATTATGGATATGGACGGATACTATGGCTAAGTAAGAATCTGAT  
GTTCTGTTATTGCCTCTTTTCATCATCATACAGTTCGGCGAACCTTGTGCAAAGATAGCCCTGAGATA  
AGTGTACGACGGAAACATGTCCTGAGCGACGGGTATGAAATATTGAGGCTTTCACAAGTCGCAA  
TCCGCAATCCGGCATTTTTACCATTGCGGTATCCGGCTCGGCTCCGTACGTATTTCCACCAAGAA  
TCTAACACAACCAACAACACCTATAAACTTCACTGCTTCTTCCCTCCCTTCTTCATCAGCGCTG



- continued

CCCCCCATCCTCTACCTCCCTACTGCCTATACCACGATCCTCTCCCTCACACATAACCTCCTCCTC  
TCTCTTTCTCCCTATCTTTTCTTCCGGTACGTCTGTTTACTCACCCATCAAGCGGTTTATTGTTGTGTA  
CCTATGATCCTTCCCAATTGATCAAATCAGTTGGTGTCTAACTTCGCACGCAGTCTTTCTGTACAAG  
AAGTTGCTCTCCCTTCTGTCTTTCCGCATAACGTGAGCCTCTTGCCACCCCCACACAACCACATGTA  
AGCACATCCTCTAAGCACATCCTCTCCTTTTCGTCTACAAACGGAGAACTATTACGTATACAACAGG  
ACAAGGGGTGACTTTAACTATTCAATCAGAACGGCCCGTTAGA **ATG**TACGGTCATTTATCTCTCTC  
CGCACTTTCTTGTGTTGTCAGTGGTGGCCGCTGCTCCATTCCGGGAGTCATGGCTTCAGCCTAGAGATT  
CCCCCGTCTCACAGCTGTTTCAGACGAAAGCTCCCGATCCCACTCCAATGGTCAGTACCATCTTCTA  
CTATCTCTCAATAAGTAGGACGAGATTTCACTCATATTCTTTATAGATTACATGAGTTACTATCCAG  
GCCCCTGGGTCCACTCCGAACGTGACACCATTCCTCAAGCTTGGTTGGATAAACTTGCCACAGTGAA  
CTTGCCAAATGTTCCAGTAGTACACCTGATGGTGGTCTCTACTTACCCTAATAATGAGGACGAT  
GGTGACTCGACAATTTGTTCTTCCACCGATCAATGCCGCGTAGAGGACGATCTGTACTCTCCCCCGG  
GTGAGAAGATCTGGGCCGTGAGTGTATATACTTCTCCATTCAATGTCATCTAGAGATGTGATTAAC  
GCGGGTATACAGCTTTCCTTCGACGATGGACCCACAGACGTGAGTCTGCTCTCTACGACTATCTGG  
CTCAGAACAACATATCGTCTCTGCGACTCATTTTCATGATCGGCGGTAATGTTATTACTTCGTAATGTC  
TCGACCTGCAGCATGTCCCTGCAGGTGTTGTAATATTGACTTTGTGAAATGTAACAGCCACAGTC  
AGTTCTCGTTGCCGTTAAGGCTGGAGGTCACCTTGCCGTCACACTTGGTCCCATCCTTATAGTGAGT  
**ATTTGTTAAATTAAGCAGCATTAGTTTTTAAGTCATTTCTTGCACTGACAACTCTTACCAACGAGC**  
AAGTCGTTGGAGAGCTCGGCTGGACCATGCAGGCCCTTAGCGATCTCAATGGTGGCCGAATTCCCA  
TGTACTGGCGCCCTCCGTATGGAGATGTTGACAACCGTCTCCGAGCTATTGCGAAGGAAGTATTTGG  
CTTGGTACTGTCTTTGGGATTCCGGGTGAGCATCTTGCTTCATGCTGTGGATAAAATTGCTAATGGA  
**TCATAGACACCAATGATTGGGCTATTACCGACGAGCCAGGCCAGTACTCTGTTGCAAGCGTTGAGG**  
CTTACTTCGACACTTTGGTCACTGGCAATCGAACCAAGGCTTTTGTCTTTAGAACATGAGCTGGAT  
AACAACACTGTTGAAGTCTTCGAAACGGAGTACCCAAAGGCAAGTGGTAATGGATGGACTGTCAAG  
AATGTGGCCGATGCTTTTAACATGGAATGGTACCTGAACTCTGGCAAGGGCAACAACGACGTTGTCA  
CAACTATGTCGTTGCCGTACCTGACCACGGCCACGCCAACTAATACTTCTACCTATGTCGCTTCC  
TCAACTGCAGCCTCCAGTCTTCAGTACGGACTCAGCCGGTGTGTCGATTGCCTCTGCTGCGAGCT  
CCGAAGCGTCTTCTTCGTGGGCCATTGCCAACAGGCTTCTCACTTCGTATCGCCATCGCGTGGCGG  
CTTGCCCTTGCTGTATAATGGTC **TGAT**TAGATGCCATGTGCACCTTTTTGTGCGTCTTTTATAGATCATG  
GACTCTCATTGCAATATATAGGAATCATGGACATATAATTCATTTTTATTGCCATAGACAGTCAAGG  
ATTGTTAGATTGTAGCAGTACATTGTTTTTTCTTTTTTTTGTGAATAATGGACAATTTATTTAGTAGTT  
GTTTAATTAATCGTCATCAACATTCATTAGCTTTTTTCATTTAATAGCACACAAGGCCGGCAACCAA  
ATGAGTAGAACATGTATACTGTCTTCAACA

EXAMPLES

55

Example 1

The present teachings including descriptions provided in the Examples that are not intended to limit the scope of any claim or aspect. Unless specifically presented in the past tense, an example can be a prophetic or an actual example. The following non-limiting examples are provided to further illustrate the present teachings. Those of skill in the art, in light of the present disclosure, will appreciate that many changes can be made in the specific embodiments that are disclosed and still obtain a like or similar result without departing from the spirit and scope of the present teachings.

60

65

This example illustrates that exposure of mice to a composition of the present teachings confers immunity to *Cryptococcus* infection in a model system.

In these experiments, illustrated in FIG. 1A, a group of 5 mice were inoculated through nasal inhalation with  $10^7$  *Cryptococcus neoformans* cda1Δcda2Δcda3Δ. These mice were challenged with  $10^5$  wild type (strain KN99) at day 38 post inoculation. At 70 days post inoculation, 100% of these mice were alive. In contrast, 100% of a control group of 4 mice that had not been inoculated with *Cryptococcus neo-*

27

*formans* cda1Δcda2Δcda3Δ were dead within 15 days after being challenged with 10<sup>5</sup> wild type *Cryptococcus neoformans* (strain KN99). These data demonstrate the effectiveness of inhalation exposure to *Cryptococcus neoformans* cda1Δcda2Δcda3Δ for conferring immunity to *Cryptococcus neoformans* infection.

In a second experiment, ten CBA/J mice were vaccinated with 10<sup>7</sup> of a live preparation of cda1Δ2Δ3Δ cells. After 40 days post vaccination, the vaccinated mice and a group of ten naïve CBA/J mice were challenged with 100,000 of *C. neoformans* cells. FIG. 1B shows that 100% of the vaccinated mice survived to 80 days post infection, while 100% of the naïve mice were dead by 20 days post infection.

## Example 2

This example illustrates preparation and use of heat-killed *Cryptococcus* deficient for chitosan production for conferring immunity against *Cryptococcus* infection.

In these experiments, a suspension of *Cryptococcus neoformans* cda1Δcda2Δcda3Δ in phosphate-buffered saline (PBS) is heated to 80° C. for 30 minutes. Test platings on nutrient medium are used to confirm the loss of viability of these *Cryptococcus neoformans* cda1Δcda2Δcda3Δ. Test mice are exposed to these heat-killed fungi as in Example 1. These animals can survive a challenge infection with wild type *Cryptococcus neoformans*. Such experiments can show that heat-killed *Cryptococcus* deficient for chitosan production can be effective for conferring immunity, with efficacy similar to that obtained using live *Cryptococcus neoformans* cda1Δcda2Δcda3Δ.

## Example 3

This example illustrates that inactivated *Cryptococcus neoformans* deficient for chitosan production is effective as a vaccine against *C. neoformans* infection in a mouse model system.

In these experiments, *C. neoformans* fungi (strain KN99), and *C. neoformans* cda1Δcda2Δcda3Δ subjected to heat-killing. For each strain, heating was applied until samples formed no colonies on standard nutrient plates. 5 mice were inoculated by nasal administration with 10<sup>5</sup> heat-killed KN99, and 5 mice were inoculated by nasal administration with 10<sup>7</sup> heat-killed *C. neoformans* cda1Δcda2Δcda3Δ. The inoculated mice and 10 naïve control mice were challenged with 10<sup>5</sup> wild type *C. neoformans* KN99 40 days after inoculation. As shown in FIG. 2A, no naïve mice or mice treated with heat-killed KN99 survived more than 18 days after exposure to wild type *C. neoformans*. In contrast, 100% of mice inoculated with heat-killed *C. neoformans* cda1Δcda2Δcda3Δ survived more than 70 days after exposure to wild type *C. neoformans*.

In a second experiment, ten CBA/J mice were vaccinated with 10<sup>7</sup> of a heat-killed preparation of wild type (KN99) cells and ten CBA/J mice were vaccinated with 10<sup>7</sup> of a heat-killed preparation of cda1Δ2Δ3Δ cells. Ten phosphate buffered saline (PBS) vaccinated mice served as control. After 40 days post vaccination, all mice were challenged with 100,000 of *C. neoformans* cells. FIG. 2B shows that 100% of mice vaccinated with heat attenuated *C. neoformans* cda1Δcda2Δcda3Δ live to 100 days post infection. In contrast, no mice vaccinated with PBS or heat-killed wild type *C. neoformans* cells live to 20 days post infection.

These data demonstrate that heat-killed *C. neoformans* cda1Δcda2Δcda3Δ can confer immunity to *C. neoformans* infection.

28

## Example 4

This example illustrates vaccination of a human subject against infection by *Cryptococcus neoformans*.

In this example, *Cryptococcus neoformans* cda1Δcda2Δcda3Δ is grown by standard protocols. The fungi are pelleted and resuspended in phosphate-buffered saline 3 times. Following the final resuspension, the *Cryptococcus neoformans* cda1Δcda2Δcda3Δ suspension is administered to a human subject via a nasal spray. The subject does not subsequently develop a *Cryptococcus neoformans* infection for at least one year.

## Example 5

This example illustrates vaccination of an animal subject against infection by *Cryptococcus gattii*.

In this example, *Cryptococcus gattii* cda1Δcda2Δcda3Δ is grown by standard protocols. The fungi are pelleted and resuspended in phosphate-buffered saline 3 times. Following the final resuspension, the *Cryptococcus gattii* cda1Δcda2Δcda3Δ suspension is administered to a dog subject via a nasal spray. The dog does not subsequently develop a *Cryptococcus gattii* infection for at least one year.

## Example 6

This example illustrate conferral of immunity to *C. neoformans* by administration of *C. neoformans* cda1Δ.

In these experiments, as illustrated in FIG. 3, 4 CBA/J female mice (4-6 weeks of age) were subjected to an immunization schedule using nasal administration of a live preparation of 10<sup>6</sup> *Cryptococcus neoformans* cda1Δ. At -54 days, the mice were placed in laboratory housing. At -40 days, the mice were each vaccinated with 10<sup>5</sup> *C. neoformans* cda1Δ. At day 0 (40 days post vaccination), the mice were exposed to 10<sup>5</sup> KN99 (wild-type *C. neoformans*). As a control, 10 naïve mice were subjected to the same schedule but were not vaccinated before the challenge with KN99. Weight of the mice was monitored; animals were euthanized when weight fell below 75% of starting weight.

The results of the challenge are shown in FIG. 4. The data indicate that the 100% of naïve mice were dead in less than 20 days after exposure to *C. neoformans* KN99, but that 100% of vaccinated mice remained alive more than 50 days after exposure to *C. neoformans* KN99.

These data demonstrate effectiveness of nasal administration of *C. neoformans* cda1Δ for vaccination against *C. neoformans* infection.

## Example 7

This example illustrates conferral of immunity to *C. gattii* by administration of *C. neoformans* cda1Δcda2Δcda3Δ.

In these experiments, 10 CBA/J mice were vaccinated with 10<sup>7</sup> of a heat-killed preparation of *C. neoformans* cda1Δcda2Δcda3Δ by nasal administration, while an additional 5 naïve mice were kept as controls. The vaccinated mice and the naïve control mice were exposed to *Cryptococcus gattii* strain R265. As illustrated in FIG. 5, all of the naïve mice were dead by 21 days after exposure to *C. gattii* R265. In contrast, 100% of mice inoculated with *C. neoformans* cda1Δcda2Δcda3Δ were alive at 21 days after exposure to *C. gattii* R265. Survival extended to over 30 days in the vaccinated mice.

## 29

These data survival at least partial protection against *C. gattii* infection by administration of *C. neoformans* deficient for chitin deacetylase.

## Example 8

This example illustrates conferral of immunity to *C. gattii* by administration of *C. neoformans* cda1Δcda2Δcda3Δ.

In these experiments, 10 CBA/J mice were vaccinated with 10<sup>7</sup> of a heat-killed preparation of *C. neoformans* cda1Δcda2Δcda3Δ by nasal administration, while an additional 5 naïve mice were kept as controls. The vaccinated mice and the naïve control mice were exposed to *Cryptococcus gattii* strain WM266 40 days post vaccination. As illustrated in FIG. 6, all of the naïve mice were dead by 21 days after exposure to *C. gattii* WM266. In contrast, 100% of mice inoculated with *C. neoformans* cda1Δcda2Δcda3Δ were alive at 21 days after exposure to *C. gattii* WM266. Survival extended to over 30 days in the vaccinated mice.

These data demonstrate at least partial protection against *C. gattii* infection by administration of *C. neoformans* deleted for chitin deacetylases genes.

## Example 9

This example illustrates the induction of protective response to *C. neoformans* infection in 129 mice after vaccination with heat-killed cda1Δ2Δ3Δ.

In these experiments, five 129 mice were vaccinated with 10<sup>7</sup> heat-killed preparation of wild type (KN99) and five 129 mice were vaccinated with 10<sup>7</sup> heat-killed preparation of cda1Δ2Δ3Δ cells by nasal administration. Phosphate buffered saline (PBS) vaccinated mice served as control. After 40 days post vaccination, mice were challenged with 50,000 of *C. neoformans* cells. FIG. 7 illustrates the survival of 129 mice vaccinated with heat-killed cda1Δ2Δ3Δ. As with other mouse strains, 100% of the mice vaccinated with cda1Δ2Δ3Δ survived for 80 days post challenge, while controls vaccinated with wild type *Cryptococcus* or PBS died about 20 days after *C. neoformans* challenge.

## Example 10

This example illustrates the induction of protective response to *C. neoformans* infection in A/J mice after vaccination with heat-killed cda1Δ2Δ3Δ cells by nasal administration.

In these experiments, five A/J mice were vaccinated with 10<sup>7</sup> of a heat-killed preparation of wild type (KN99) and five A/J mice were vaccinated with 10<sup>7</sup> of a heat-killed preparation of cda1Δ2Δ3Δ cells by nasal administration. Five phosphate buffered saline (PBS) vaccinated mice served as a control. After 40 days post vaccination, all mice were challenged with 50,000 of *C. neoformans* cells. FIG. 8 illustrates that 100% of mice vaccinated with heat-killed cda1Δ2Δ3Δ cells survived for 80 days after challenge with *C. neoformans* cells. In contrast, controls vaccinated with PBS or heat-killed KN99 died within 20 days of challenge with *C. neoformans* cells.

## Example 11

This example illustrates the induction of protective response to *C. neoformans* infection in BALB/c mice after vaccination with heat-killed cda1Δ2Δ3Δ.

In these experiments, five BALB/c mice were vaccinated with 10<sup>7</sup> of a heat-killed preparation of wild type (KN99)

## 30

and five BALB/c mice were vaccinated with 10<sup>7</sup> of a heat-killed preparation of cda1Δ2Δ3Δ cells by nasal administration. Five phosphate buffered saline (PBS) vaccinated mice served as a control. After 40 days post vaccination, mice were challenged with 50,000 of *C. neoformans* cells. FIG. 9 illustrates that 100% of mice vaccinated with cda1Δ2Δ3Δ cells lived at least 40 days post challenge, with over 60% surviving to 80 days. In contrast, 100% of mice vaccinated with PBS or heat-killed wild type cells died shortly after 20 days post challenge.

## Example 12

This example illustrates the fungal burden in the lungs of cda1Δ2Δ3Δ vaccinated mice that exhibited complete protection when challenged with *Cryptococcus neoformans*.

In these experiments, several strains of mice were vaccinated by nasal administration with a preparation of 10<sup>7</sup> heat-killed cda1Δ2Δ3Δ cells. After 40 days post vaccination, the mice were challenged with 50,000 of wild type (KN99) *C. neoformans* cells in experiments discussed infra. At the conclusion of each of these experiments, surviving mice were sacrificed. Lungs were homogenized and plated onto fungal media to determine the CFU of *C. neoformans* still present in the lungs. FIG. 10 illustrates the fungal burden for each strain.

## Example 13

This example illustrates the induction of a protective response to *C. neoformans* infection in CBA/J mice after vaccination with a heat-killed preparation of wild type cells grown in Yeast Nitrogen Base medium (YNB) buffered to pH 7.0.

In these experiments, five CBA/J mice were vaccinated by nasal administration with a preparation of 10<sup>7</sup> heat-killed of wild type cells grown in Yeast Nitrogen Base medium buffered to pH 7.0 with 50 mM 3-(N-morpholino) propane-sulfonic acid (MOPS) and five CBA/J mice were vaccinated with 10<sup>7</sup> of a heat-killed preparation of cda1Δ2Δ3Δ cells. Five phosphate buffered saline (PBS) vaccinated mice served as control. After 40 days post vaccination, mice were challenged with 50,000 of *C. neoformans* cells. FIG. 11 illustrates that mice vaccinated with heat-killed wild type cells that were grown in YNB medium pH 7.0 survive to 50 days post challenge at the same rate as cda1Δ2Δ3Δ vaccinated mice. Mice vaccinated with PBS in this experiment did not survive to 20 days post challenge.

## Example 14

This example illustrates the relative chitosan levels of different *C. neoformans* strains isolated from mouse lungs.

Wild type (KN99) and cda1Δ were inoculated (100,000 cells) to mouse lungs by nasal inhalation. The lungs were excised 16 days post infection. *C. neoformans* cells were isolated from the lung homogenate and used for chitosan determination. FIG. 12 illustrates the chitosan levels present in lungs inoculated with each strain; cda1Δ chitosan levels were 50% that of KN99 wild type chitosan levels.

Wild type cells (KN99) were grown in Yeast Extract Peptone Dextrose (YPD) or Yeast Nitrogen Base (YNB) buffered to pH: 7.0 with 50 mM 3-(N-morpholino) propane-sulfonic acid (MOPS). Equal number of cells were subjected to chitosan measurements. FIG. 13 illustrates that the level of chitosan in KN99 cells grown in YNB pH 7.0 medium is less than 50% that of the level of KN99 cells grown in YPD

medium, a similar reduction to that between wild type cells and *cdalΔ* cells isolated from mouse lungs.

All references cited herein are incorporated by reference, each in its entirety.

---

 SEQUENCE LISTING
 

---

<160> NUMBER OF SEQ ID NOS: 7

<210> SEQ ID NO 1  
 <211> LENGTH: 20  
 <212> TYPE: DNA  
 <213> ORGANISM: *Cryptococcus neoformans*

<400> SEQUENCE: 1

ggccctctac tctacttctg 20

<210> SEQ ID NO 2  
 <211> LENGTH: 21  
 <212> TYPE: DNA  
 <213> ORGANISM: *Cryptococcus neoformans*

<400> SEQUENCE: 2

gccgcctcta acacttcttc c 21

<210> SEQ ID NO 3  
 <211> LENGTH: 2544  
 <212> TYPE: DNA  
 <213> ORGANISM: *Cryptococcus neoformans*

<400> SEQUENCE: 3

gccgaacagc gcaggctcagg gagagcattt ctacgctgcc ttggtagatc gttatcgcca 60  
 ttactttcc aggcctcggg cgcttccagc catcagccaa aggataaaag cgcgtgcct 120  
 cttcttttca tcaataactt ttatcctcct cagcaccacac gctctgtgat tccatctctt 180  
 cctcctcgca ttcaagcagc ctcttcattt ctttctctcg tcccgggtgag tgcgacgccc 240  
 gccgctgcca ttcccacacg atgacttgag acgcgtcttc ccgctatagc cgacgcccct 300  
 tttcgtttct ttggcgcttt gtccattgac cacattgagc agcacagctt acttgtcagc 360  
 agcaaaaatc caacttcaaa cagctcttca gcatcaactc tatcactctt tcatctcttg 420  
 tcaacttctc ttcttctctg ctccaaaagc ggaatttcgc catgtttaca ttcgctgcct 480  
 tctctgctct tetaatttcc ctgctggtg tgggtggcga gactacaggc acatcggttg 540  
 acagtagcat cttaactaag actgctgact ctaccggtcc ctctggttcc tccattccgt 600  
 gagtactctc gacttttccg tcaacctcca gtctcgcac aggccatagc gaacaatgag 660  
 ccaagcgcgc acgcgaaccg tgcccacatc tctcctccca ctaattcctt taaccaaaag 720  
 tagcttttag aggcctaatg ctgacaagtg cgtttttagt gctttgagcg agctcacgctc 780  
 tggtgccccc actgactcta ctgtggccct ctactctacc ttcgcgcccg gtgccacacc 840  
 taccgtttct ggtgcccctg tctcctcctc cagtgccctc accatcgccg attatccagc 900  
 tttagatgct acccctccta ccaactcctc tttggttaag gactggatgg ccaaggtgag 960  
 ttgtgtttga gtccgaaaag gcaccagaag agctaacagt tggattagat cgacttgtcc 1020  
 aagggtgcca gttataatgt gacaacgggc gattgttcta ctgacgcggc tgctatcagc 1080  
 gacggtcgat gctggtggac ttgtggtggt tgcactcggg aaaccgacat tgtcagagtgt 1140  
 cctgacaaga atgtttgggg tctctcttac gatgatgggc cttctccctt caccctctc 1200  
 ctaattgatt accttcagga gaagaacatc aagaccacct tcttcgttgt cggetctctg 1260  
 gtcctttctc gaccggagat gctccaaacc gaatacatgt ctggacacca gatctctatc 1320  
 cacacttggc ctaccgccgc acttactact cttaccaacg aggaaattgt tgccgagctt 1380

-continued

---

ggttgacaa tgaaggtcat caaggacacc cttggcgta ccccaaacac tttccgacce	1440
ccttatgggtg acattgatga ccgtgttcga gctattgctg ctcagatggg cttgaccocct	1500
gttatctgga cttcttacac tgatggctca accactgtta accttgacac tgtaggctta	1560
tcttgacttt cgcaataate ttactaacga aatgacagaa cgactggcac atcagtgggtg	1620
gtaccgccac cggcgcttct tcttatgaga cctttgagaa gattctcacc gaatacgccc	1680
caaagttgga cactggtttc atcactcttg agcacgacag taagtcttgt ctatccgtct	1740
tgcaataata atcctgacgt atacctttac agtctaccag cagagtgttg accttgctgt	1800
tggttacatt ttgcccgaag ttctcgccaa cgggtacctat cagctcaaat ccatcatcaa	1860
ctgtttgggc aaggacagta agttgcctcc gctaatcaga aaaggttggtg ggctaagatg	1920
atacacagcc tccgaagcat acattgagac ttcattccaac cagactacta ctcagatcac	1980
tgcagccacc ggctcccagt ctaccttctt ccagcccatt gttggcactg ctaccgggtgc	2040
tgaagtctct gcacctcttg aggccactgg cagcactgcc gctggctctg ctgctccac	2100
cactagtggg tctggcgcca gcgcttctac aggcgcccgc tctaacactt cttccagcgg	2160
gtctggctga tcagccacca tgggtgggtgc cctcattgct cttgccgctg ttgcggttgg	2220
tatggtatat gtcgcctaag tatttcaagg ctttcaatgt aacgatggat ggggatgggt	2280
ggtggggggg gagggaagtg tgtctaattg ggctatactt gggctatact ttgctcaaa	2340
tccatcaagt attaatagct gaacctctt tcggtgaacc gtcttctatt gtgaaccatt	2400
tgtctttttg atctttcaaa gtttgatcca ttatgaatat catggacatt ttgaacgttt	2460
tgaacatcca tgtacttttc attcgatcga tctgaacgtg ttgttggtga tacctcgcga	2520
acaagctttc aatggatggc ttca	2544

<210> SEQ ID NO 4  
 <211> LENGTH: 2545  
 <212> TYPE: DNA  
 <213> ORGANISM: *Cryptococcus neoformans*

<400> SEQUENCE: 4

gccgaacagc gcaggtcagg gagagcattt ctagegtgcc ttggtagatc gttatcgcga	60
ttactttcc aggccctggg cgcttccagc catcagccaa aggataaaa cgcgtgccct	120
cttcttttca tcattaactt ttatctctct cagcaccac gctctgtgat tccatctctt	180
cctcctcgca ttcaagcagc ctcttcattt ctttctctcg tcccgggtgag tgcgacgccc	240
gccgtgcca ttcccacagc atgacttgag acgctcttc ccgctatagc cgacgccct	300
ttctgttttc ttggcgtttt gtcacattgc cacattgagc agcacagctt acttgtcagc	360
agcaaaaatc caacttcaaa cagctcttca gcatcaactc tatcactctt tcatctcttg	420
tcaacttctc ttctctctcg ctccaaaagc ggaatttgcg catggttaca ttctgtcct	480
tctctgctct tctaatttcc ctgcgtgggtg tgggtggcgca gactacaggc acatcggttg	540
acagtagcat cttaactaag actgctgact ctaccggctc ctctggtttc tccattccgt	600
gagtactctc gacttttctg tcaacctcca gtctcgccac aggccatagc gaacaatgag	660
ccaagcgcgc acgcgaaccg tgcccatcat tatcctccca ctaattcctt taaccaaacg	720
tagcttttag aggccaaatg ctgacaagtg cgtttttagt gctttgagcg agctcacgtc	780
tgggtgcccc actgactota ctgtggcct ctactctacc ttctgggccc gtgcccacac	840
taccgtttct ggtgccccctg tctctctac cagtgcctc accatcgccg attatccagc	900
tttagatgc acccctccta ccaactctc tttggttaag gactggatgg ccaaggtgag	960

-continued

---

ttgtgtttga gtcgaaaag gcaccagaag agctaacagt tggattagat cgacttgtcc	1020
aaggtgcccc gttataatgt gacaacgggc gattgttcta ctgacgccc tgctatcagc	1080
gacggtcgat gctggtggac ttgtggtgtg tgcactcggg aaaccgacat tgtcgagtgt	1140
cctgacaaga atgtttgggg tctctcttac aacgatgggc cttctccctt caccctctc	1200
ctaattgatt accttcagga gaagaacatc aagaccacct tcttcgttgt cggctctcgt	1260
gtcctttctc gaccggagat gctccaaacc gaatacatgt ctggacacca gatctctatc	1320
cacacttggt ctcacccgcg acttactact cttaccaacg aggaaattgt tgccgagctt	1380
ggttggacaa tgaaggtcat caaggacacc cttggcgta ccccaaacac tttcgtccc	1440
ccttatggtg acattgatga ccgtgttcga gctattgctg ctcagatggg cttgaccct	1500
gttatctgga cttcttacac tgatggtca accactgtta actttgacac tgtaggetta	1560
tcttgacttt cgcaataatc ttactaacga aatgacagaa caactggcac atcagtggty	1620
gtaccgccac eggegettct tcttatgaga cctttgagaa gattctcacc gaatacgccc	1680
caaagtggga cactggtttc atcactcttg agcacgacag taagtcttgt ctatccgtct	1740
tgcaataata atcctgacgt atacctttac agtctaccag cagagtgttg accttctgt	1800
tggttacatt ttgccccaa ttctcgccaa cggtaacctat cagctcaaat ccatcatcaa	1860
ctggttgggc aaggacagta agttgcctcc gctaatacaga aaaggttgtg ggctaagatg	1920
atacacagcc tccgaagcat acattgagac ttcacccaac cagactacta ctcagatcac	1980
tgacgccacc ggctcccagt ctaccttctt ccagcccatt gttggcactg ctaccggtgc	2040
tgaagtctct gcacctcttg aggccactgg cagcaactgcc gctggctctg ctgctccac	2100
cactagtggg tctggcgcca gcgcttctac aggcgccgcc tctaacactt cttccagcgg	2160
gtctggctga tcagccaoca tgggtgggtgc cctcattgct cttgcccctg ttgcggttgg	2220
tatggtatat gtcgcctaag tatttcaagg ctttcaatgt aacgatggat ggggatgggt	2280
gggtgggggg gagggaagtg tgtctaattg ggctataact gggtataact ttgcctcaaa	2340
tccatcaagt attaatagct gaaccatctt tcgttgaacc gtctttcatt gtgaaccatt	2400
tgtctttttg atctttcaaa gtttgatcca ttatgaatat catggacatt ttgaacgttt	2460
tgaacatcca tgtacttttc attcgatcga tctgaacgtg ttgttgtgca tacctcgcca	2520
acaagctttc aatggatggc ttcac	2545

<210> SEQ ID NO 5  
 <211> LENGTH: 2580  
 <212> TYPE: DNA  
 <213> ORGANISM: *Cryptococcus neoformans*

<400> SEQUENCE: 5

ggaacaataa caaagcacia cgcgacaaaa gccgaacagc gcaggtcagg gagagcattt	60
ctagcgtgcc ttggtagatc gttatcgca tttactttcc aggcctggg cgtttccagc	120
catcagccaa aggataaaag cgcgtgcct cttcttttca tcattaactt ttatctcct	180
cagcaccac gctctgtgat tccatctctt cctcctcgca tcaagcagc ctcttcattt	240
ctttcctcgg tcccgggtgag tgcgacgcc gccgctgcca ttcccacacg atgacttgag	300
acgctcttc ccgctatagc cgacgccct tttcgttttc ttggcgtttt gtcacattgc	360
cacattgagc agcacagctt acttgtcagc agcaaaaatc caacttcaaa cagctcttca	420
gcatcaactc tatcactctt tcactcttg tcaacttctc ttcttctcgg ctccaaaagc	480
ggaatttcgc catgtttaca ttcgctgctt tctctgctt tctaatttcc ctgctggty	540

-continued

---

```

tgggtggcgca gactacagge acatcggttg acagtagcat cttaactaag actgctgact 600
ctaccggtcc ctctggtttc tccattccgt gactactctc gacttttccg tcaacctcca 660
gtctcgccac aggccatagc gaacaatgag ccaagcgccc acgcgaaccg tgcccatcat 720
tatcctccca ctaattcctt taaccaaacg tagcttttag aggccaaatg ctgacaagtg 780
cgtttttagt gctttgagcg agctcacgtc tggtgccccc actgactcta ctgtggccct 840
ctactctacc ttcgcgccg gtgccacacc taccgtttct ggtgcccctg tctccctac 900
cagtgcctc accatcgccg attatccagc tttagatgtc acccctccta ccaactctc 960
tttggttaag gactggatgg ccaagtgtag ttgtgttga gtccgaaaag gcaccagaag 1020
agctaacagt tggattagat cgacttgctc aagggtgccc gttataatgt gacaacgggc 1080
gattgttcta ctgacgcggc tgctatcagc gacggtcgat gctggtgagc ttgtggtggt 1140
tgactcggg aaaccgacat tgcgagtgct cctgacaaga atgtttgggg tctctcttac 1200
gataacgggc cttctccctt caccctctc ctaattgatt acctcagga gaagaacatc 1260
aagaccact tcttcgttgt cggctctcgt gtcctttctc gacccgagat gctccaaacc 1320
gaatacatgt ctggacacca gatctctatc gccacttggc ctgccccgc acttaactact 1380
cttaccacg aggaaattgt tgccgagctt ggttggacaa tgaaggctat caaggacacc 1440
cttgcgctca ccccaaacac ttcgctccc ccttatggtg acattgatga ccgtgttcca 1500
gctattgctg ctccagatggg ctgaccccct gttatctgga cttcttacac tgatggctca 1560
accactgtta actttgacac tgtaggctta tcttgacttt cgcaataatc ttactaacga 1620
aatgacagaa caactggcac atcagtggtg gtaccgccac cggcgcttct tcttatgaga 1680
cctttgagaa gattctcacc gaatacggc caaagttgga cactggtttc atcactcttg 1740
agcacgacag taagtcttgt ctatccgtct tgcaataata atcctgacgt atacctttac 1800
agtctaccag cagagtgttg accttgctgt tggttacatt ttgccccaaag ttctcgccaa 1860
cggtaacctat cagctcaaat ccatcatcaa ctgtttgggc aaggacagta agttgcctcc 1920
gctaatacaga aaaggttgtg ggctaagatg atacacagcc tccgaagcat acattgagac 1980
ttcatccaac cagactacta ctccagatcac tgcagccacc ggctcccagt ctacctctt 2040
ccagcccatt gttggcactg ctaccggctc tgaagtctct gcacctctg aggccactgg 2100
cagcactgcc gctggctctg ctgcctccac cactagtggt tctggcgcca gcgcttctac 2160
aggcgccgcc tctaacaactt cttccagcgg gtctggtcga tcagccacca tgggtggtgc 2220
cctcattgct cttgcgctg ttgcggttg tatggtatat gtgcctaag tatttcaagg 2280
ctttcaatgt aacgatggat ggggatgggt ggtggggggg gagggaaagt tgtctaattg 2340
ggctatactt gggctatact ttgcctcaa tccatcaagt attaatagct gaacctctt 2400
tcggtgaacc gtctttcatt gtaaccatt tgtcttttg atctttcaa gtttgatcca 2460
ttatgaatat catggacatt ttgaacggtt tgaacatcca tgtacttttc attcgatcga 2520
tctgaacgtg ttgtgtgca tacctcgca acaagcttc aatggatggc ttcacagatc 2580

```

&lt;210&gt; SEQ ID NO 6

&lt;211&gt; LENGTH: 2104

&lt;212&gt; TYPE: DNA

<213> ORGANISM: *Cryptococcus neoformans*

&lt;400&gt; SEQUENCE: 6

```

gaaaatcaca gcacagcaac ataacaacc gcaaaacaaa aggtagaagt aaaaatagca 60
aatagcgcag aataaccgac atcgccctca taaaacgaag gctcaaagct cggtgctgca 120

```

-continued

ttctcatttc tctcatctcc attcttcttt ctcctcgtat taccttttcc gctctttatc	180
tccaagaaca ataataatct tttgcctctt taatcacaca ggcgaaatga tcccttcac	240
cgccgcccgc ctctcaacc tcacagctgg tgccgccttc gccataaccg gatgtggtgg	300
ccacgagatt ggtcggcgaa atgttgccgg tcccatggtg taccgctgag ctgtcaccga	360
tgaagctagt gctgctgtca gtacaggtag gttaatacaa tacaatacaa tcgtattcta	420
tgacaatgac tgaccataac gaccacgtag acatcaacac cgagtgtaca gcctacagtt	480
atgccctgt gaccgagttg atatcctctt tcccactat ttggcagact gcttccatcc	540
cctccaatga cacagaagcc caacaacttt ttgggaaaat taactccact cttaatacca	600
agattccaaa tgatgtaccc cacggaaccc ccacgggtga ttggaccggt gtgaactact	660
ctaacagtga cccggactgt tgggtgactc ataacaagtg cacgactcct tccaacgaca	720
ctggtttgca agccgatatc tccatcgcac ccgagccaat gacatggggg ttgggttttg	780
acgatggacc taactgtagt cacaacgctt tgtatgatct tcttttgag aacaaccaga	840
aggctaccat gtacgtgatc atctctcttt attcatgtcc aaacttatgt atgtaaaagg	900
tttttcattg gatccaatgt cttggactgg cctctccagg ctatgagggc tcacgacgaa	960
ggtcatgaaa tatgtgttca cacctggtct catcaataca tgaccgccc cagtaacgag	1020
gtcgtctttg ccgaattgta ctacaccag aaagccatca aggctgttct cggagtact	1080
cccagtgct ggtatgttgg cactttggtg gaatcgtgtg agactatagc taatgatgac	1140
acaggcgacc tccgtacggt gatgtcgaca acagagttcg tatgattgcc gagggactca	1200
acctgactac catcatctgg tcagacgaca ccgatgactg ggcggctgga accaacggcg	1260
tcactgagca agacgtcaca aataactacc agtcagtgat cgacaaggct ggtaacggta	1320
catacactac tcaaggcccc gttgttotta accacgagct cagtaagtct ctcccaacga	1380
ctaaaccgat gtttgcctac gatgtcctct tcagccaact acaccatgtc tgtcttcatg	1440
actatgttcc ccaagatcaa atcagcttcc aactacattg tcccatttg cactgcatac	1500
aacatcacc aaccatattg cgaagtaat atcacttgtc ccaactttga aacttacatc	1560
tctggtgtca caaacatcag cagctctacc actcagaaag atggaagcag ctcaacaaac	1620
actgctctg gttccggcgc cgtggttagt gccagtgcca ctagcagcag cgacgactca	1680
agcagctctg gtggctcaag cggctctagt ggctcaaaaca acgctagcag ttggtgcttg	1740
ggcatgttgc acagtttgtc aggagtgggt cttattttgg ggggtgtagt tgctggtgtg	1800
atgctgctgt aatgtgatgt gctttagcac gaaaaaatg gacagtatat caaacgtcac	1860
atgacgtact atgtatccaa acggacaata ttacaatatt attcttaatg catcatacaa	1920
acatagtagc attgccataa tctgaagtc tactggttcg ggtgagacac ccgtcaatct	1980
aattctgtta agggcatttg atgattgtca gttctacgta gtgccgaaac gaagattgag	2040
tttctgttat ctaacagacg aaaaggaacg ctgatatgca ctgccattta tctgagatcc	2100
aatg	2104

&lt;210&gt; SEQ ID NO 7

&lt;211&gt; LENGTH: 3341

&lt;212&gt; TYPE: DNA

<213> ORGANISM: *Cryptococcus neoformans grubii*

&lt;400&gt; SEQUENCE: 7

ggcatgtcgt gattaattat ttgacatttt gttctattcg tttcagatcc agtaatagtt	60
ttttctctt tatctttgtt gtgtgagttg aaatgaagtg gggggcgtcg acttgggtgt	120



-continued

---

aattcttcat	cgctgctga	acaggttga	ctgttgcaa	ggagagcagt	tggtgtggat	180
tgataggac	ttttccctg	gtctatacga	caatcaatag	cccgaagata	gtagatcaga	240
tgatatgata	tatgctgatt	atcttcattg	ggctagcaca	gcacagcgtt	agcagacggt	300
agcagtcatg	ctttctcac	ctcagtccat	cggagattga	agatcggaga	tctgtgtgct	360
tacatgcatg	agctgttga	agggacaaat	tcgagaacac	tgcaatgaac	taactattaa	420
ctaggagctt	gaaagtccag	agatcaatga	tcaggaagaa	aatcatcgg	aattcccatg	480
ctatttgtgt	acataataa	agatgcacat	ttgttctgag	cgataatttt	gctttttata	540
tctatccatt	taggctaata	ccagtactac	gtacttcgca	tttcacagtt	cacagagtag	600
tacatacgtg	cagataaac	agcatcacia	accagatac	caccacagac	tgcatacag	660
tagcaacatg	gagtctgagc	ttggggagt	gattgagaga	cttgttgaat	tgccctgtgaa	720
gagccgtata	attgactgtc	tgaattata	ctgtctttaa	tggggactgg	agactcatca	780
aataaaactt	gactcgcag	ttgaggacca	ttgatgccgt	gagcatgtgt	ttattatgga	840
tatggacgga	tactatggct	aagtaagaat	ctgatgttcc	tgttattgcc	tctttcatca	900
tcatacagtt	cggcgaacct	tgtgcaaaga	tagccctgag	ataagtgtac	gacggaaaca	960
tgtccctgag	cgaagggtat	gaaatattca	gggtcttcac	aagtccgaat	ccgcaatccg	1020
gcatttttca	ccatttgccg	tatccggcct	cggctccgta	cgtattccca	ccaagaatct	1080
aacacaacac	caacaaacac	ctataaactt	cactgcttct	tcccctcccc	ttcttcatca	1140
gogctgcccc	tccatctctc	caactcccct	actgctata	ccacgatcct	cttccctcac	1200
acataacctc	ctcctctctc	tttctcccct	atcttttctt	cggtagctct	gtttactcac	1260
ccatcaagcg	gtttattggt	gtgtacctat	gatccttccc	aattogatca	aatcagttgg	1320
tgtctaaact	cgcacgcagt	ctttctgtac	aagaagtgtc	tctcccttcc	tgtctttcgg	1380
cataacgtca	gcctcttgcc	cacccccaca	caaccacatg	taagcacatc	ctctaagcac	1440
atcctctcct	ttcgtctaca	aacggagaaa	ctattacgta	tacaacagga	caagggtcga	1500
ctttaaccta	ttcaatcaga	acggccggtt	agaatgtacg	gtcatttate	tctctccgca	1560
ctttccttgt	ttgcagtgg	ggccgctgct	ccattccggg	agtcattggct	tcagcctaga	1620
gattcccccg	tctcacagct	gttcagacga	actgctcccg	atcccaactc	caatggctcag	1680
taccatcttc	tactatctct	caataagtag	gacgagattt	cactcatatt	cctttataga	1740
ttacatgagt	tactatccag	gccttgggtc	cactccgaac	gtcagcacca	ttcccgaagc	1800
ttggttggat	aaacttgcca	cagtgaactt	gccaaatgtt	ccagtagcta	cacctgatgg	1860
tggtcgtcct	acttacccta	ataatgagga	cgatgggtgac	tcgacaattt	gttctttcac	1920
cgatcaatgc	cgcgtagagg	acgatctgta	ctctcccccg	ggtgagaaga	tctgggccgt	1980
gagtgttata	tacttctcca	ttcattgtca	tctagagatg	tgattaacgc	gggtatacag	2040
ctttccttgg	acgatggacc	cacagaagtc	agtctctgctc	tctacgacta	tctggctcag	2100
aacaacatat	cgtcctctgc	gactcatttc	atgatcggcg	gtaatgttat	tacttcgtat	2160
gtctcgacct	gcagcatgct	cctgcaggty	ttgtaaatatt	gactttgtga	aatgtaacag	2220
cccacagtea	gttctcgttg	ccgttaaggc	tggaggtcac	cttgccgtcc	acacttggct	2280
ccatccttat	agtgagtatt	tgttaaatta	aagcacgatt	agtttttaag	tcatttcttg	2340
cagtgacaac	tcttaccaac	gagcaagtcg	ttggagagct	cggctggacc	atgcaggccc	2400
ttagcgtct	caatgggtgc	cgaattccca	tgtactggcg	ccctccgtat	ggagatgttg	2460
acaaccgtgt	ccgagctatt	gcgaaggaag	tatttggctt	ggtgactgtc	ctttgggatt	2520

-continued

---

cgggtgagca tcttgcttca tgctgtggat aaattgctaa tggatcatag acaccaatga	2580
ttgggctatt accgacgagc caggccagta ctctgttgca agcgttgagg cttacttcga	2640
cactttggtc actggcaatc gaaccecaagg tcttttgctc ttagaacatg agctggataa	2700
caacactggt gaagtcttcg aaacggagta ccccaaggca gtgggtaatg gatggactgt	2760
caagaatgtg gccgatgctt ttaacatgga atggtaacctg aactctggca agggcaacaa	2820
cgacgttgtc acaactatgt ctgttgccgg taccctgacc acggccacgc caactaatac	2880
ttctacctat gtcgcttctc caactgcagc ctccagtgtc tcagtcaagg actcagccgg	2940
tgtgtcgatt gcctctctg cagactccga agcgtcttct tcgtgggcca ttgccaacag	3000
gccttctcac ttgcgcatcg ccategcgtg eggcettgcc cttgctgcta taatggtctg	3060
atagatgcca tgtgcacttt tttgtcggc tttttagatc atggactctc attcgcatta	3120
tataggaatc atggacatat aattcatttt tattgccata gacagtcaag gattgtttaga	3180
ttgtagcagt acattgtttt tttcttttt ttgtgaataa tggacaattt atttagtagt	3240
tgtttaatta atcgatca caattcatta gctttttcat ttaatagcac aacaaggccg	3300
gcaacaaaa tgagtagaac atgtatactg tcttcacaac a	3341

---

What is claimed is:

1. A method of inducing immunity against a *Cryptococcus* fungus infection wherein the *Cryptococcus* is selected from the group consisting of *Cryptococcus neoformans* and *Cryptococcus gattii*, comprising administering to a subject by inhalation an immunity-inducing amount of a composition comprising a *Cryptococcus* fungus deficient for chitosan, wherein the *Cryptococcus* fungus deficient for chitosan is selected from the group consisting of a *Cryptococcus neoformans* fungus deficient for chitosan and a *Cryptococcus gattii* fungus deficient for chitosan, and wherein the *Cryptococcus* fungus deficient for chitosan comprises no more than 60% chitosan level compared to wild type grown on yeast extract peptone dextrose (YPD) and wherein the *Cryptococcus* fungus deficient for chitosan is a heat-inactivated *cdalΔcda2Δcda3Δ Cryptococcus* fungus deficient for chitosan.
2. A method of inducing immunity against a *Cryptococcus* fungus infection in accordance with claim 1, wherein the *Cryptococcus* fungus deficient for chitosan comprises no

more than 50% chitosan level compared to wild type grown on yeast extract peptone dextrose (YPD).

3. A method of inducing immunity against a *Cryptococcus* fungus infection in accordance with claim 1, wherein the *Cryptococcus* fungus deficient for chitosan is a *Cryptococcus neoformans* fungus deficient for chitosan.
4. A method of inducing immunity against a *Cryptococcus* fungus infection in accordance with claim 1, wherein the *Cryptococcus* fungus deficient for chitosan is a *Cryptococcus gattii* fungus deficient for chitosan.
5. A method of inducing immunity against a *Cryptococcus* fungus infection in accordance with claim 1, wherein the administering by inhalation comprises nasal inhalation.
6. A method of inducing immunity against a *Cryptococcus* fungus infection in accordance with claim 5, wherein the nasal inhalation is selected from the group consisting of inhaling a nose drop formulation and inhaling a nasal spray formulation.

\* \* \* \* \*