



US 20150328295A1

(19) **United States**

(12) **Patent Application Publication**

Lodge et al.

(10) **Pub. No.: US 2015/0328295 A1**

(43) **Pub. Date: Nov. 19, 2015**

(54) **VACCINATION AGAINST CRYPTOCOCCUS**

(52) **U.S. Cl.**

(71) Applicant: **WASHINGTON UNIVERSITY,**
SAINT LOUIS, MO (US)

CPC **A61K 39/0002** (2013.01); **A61K 9/0073**
(2013.01)

(72) Inventors: **Jennifer Lodge**, Saint Louis, MO (US);
Woei Lam, Saint Louis, MO (US);
Rajendra Upadhya, Saint Louis, MO
(US)

(57) **ABSTRACT**

Vaccines and methods of inoculation for conferring immunity to *Cryptococcus* infection are disclosed. Strains of *Cryptococcus* fungi, including *Cryptococcus neoformans* and *Cryptococcus gattii*, can be administered to a human or animal subject via inhalation. *Cryptococcus* fungi that can be used to confer immunity can comprise one or more mutations in genes that contribute to chitosan production, such as genes encoding a chitin deacetylase (cda), a chitin synthase (chs) and/or a regulator of chitin synthase (csr). Inhalation administration of heat-killed *Cryptococcus* harboring deletions in cda1, cda2 and cda3 genes can confer immunity. In a murine model system, inhalation administration of *Cryptococcus neoformans* harboring deletions in cda1, cda2 and cda3 genes conferred immunity against subsequent exposure to wild type *Cryptococcus neoformans* in 100% of test animals. Inhalation administration of heat-killed *Cryptococcus* grown under conditions leading to reduced chitosan production can also confer immunity.

(21) Appl. No.: **14/712,567**

(22) Filed: **May 14, 2015**

Related U.S. Application Data

(60) Provisional application No. 61/993,964, filed on May 15, 2014.

Publication Classification

(51) **Int. Cl.**
A61K 39/00 (2006.01)
A61K 9/00 (2006.01)

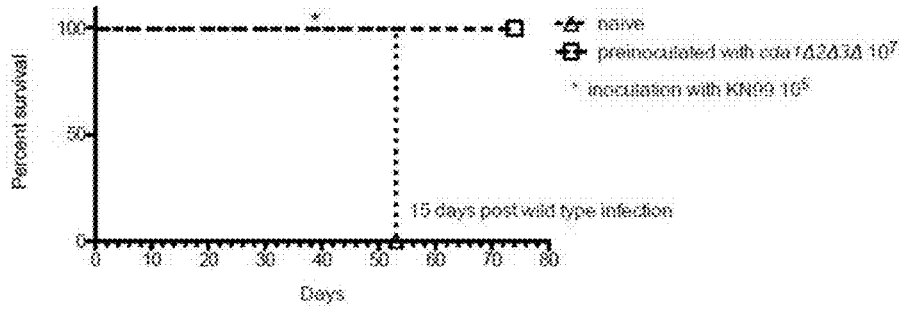


FIG. 1A

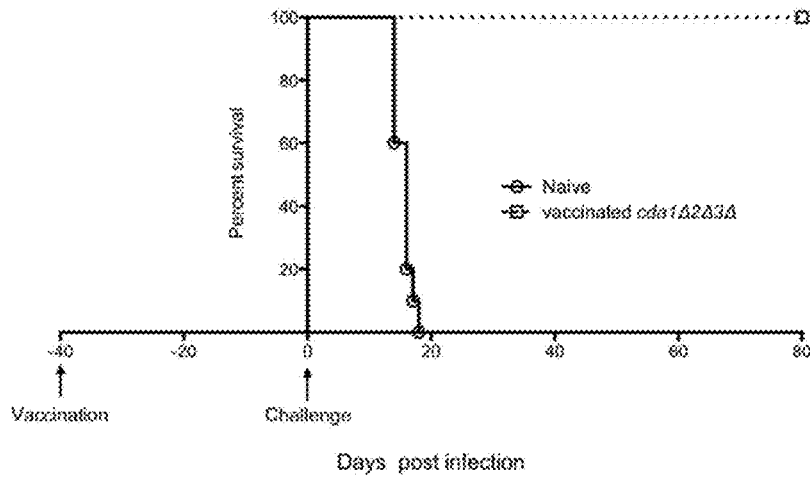


FIG. 1B

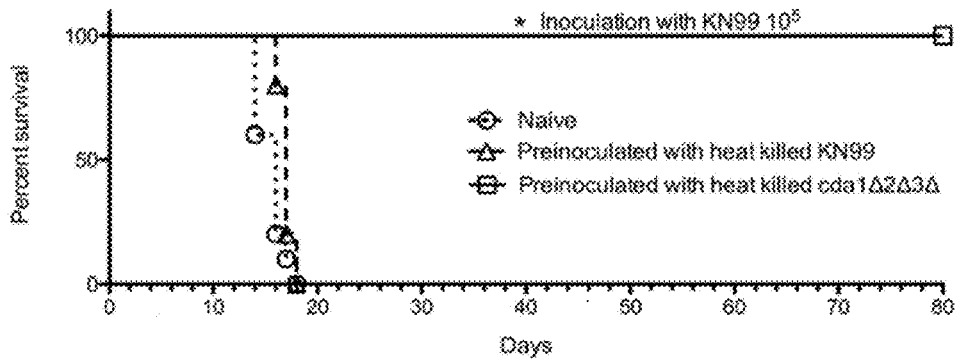


FIG. 2A

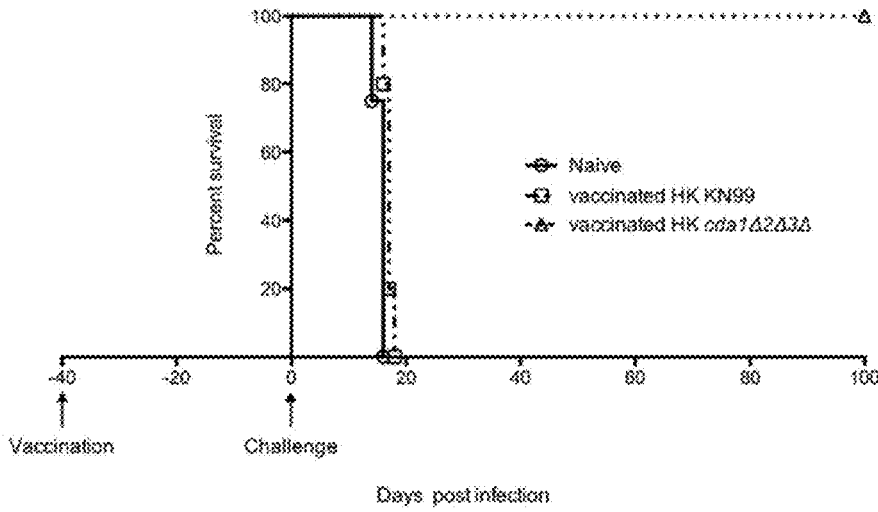
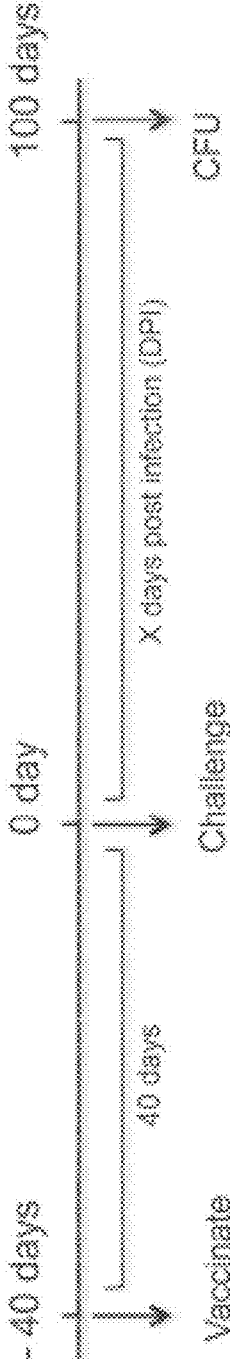


FIG. 2B

FIG. 3



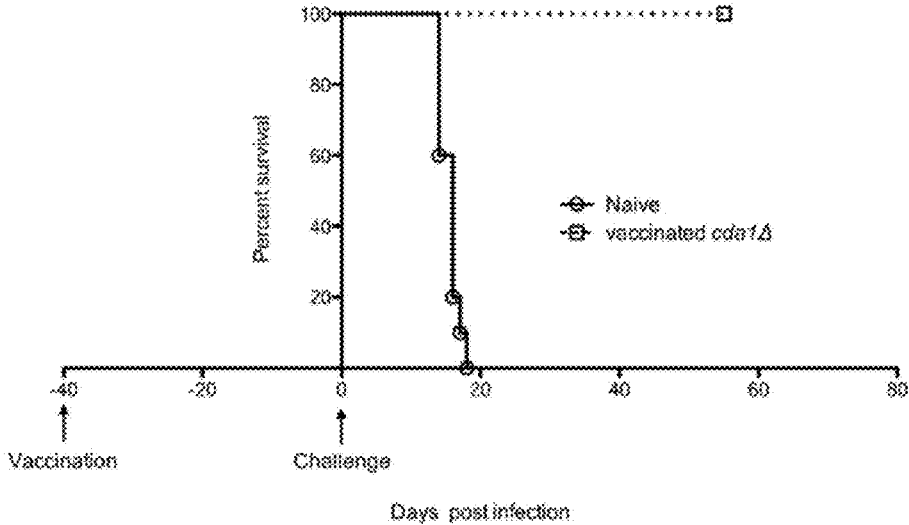


FIG. 4

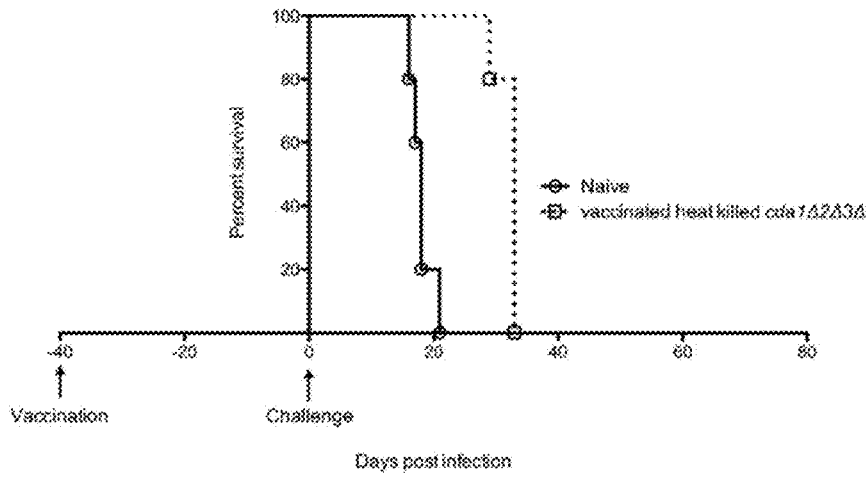


FIG. 5

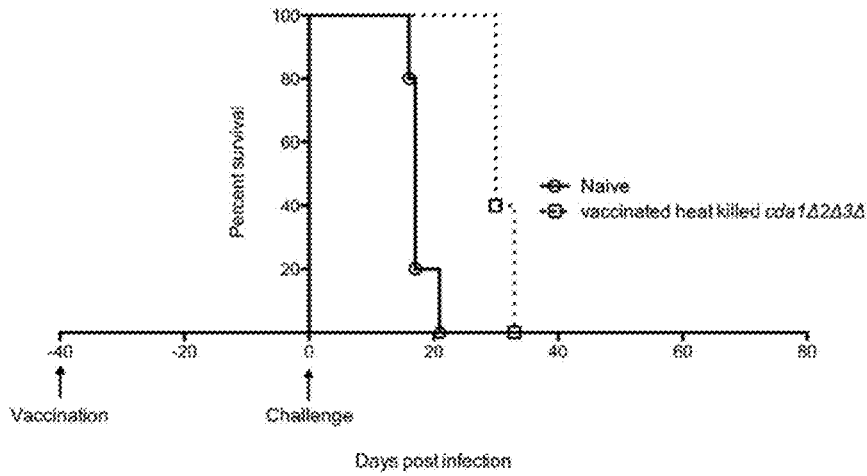


FIG. 6

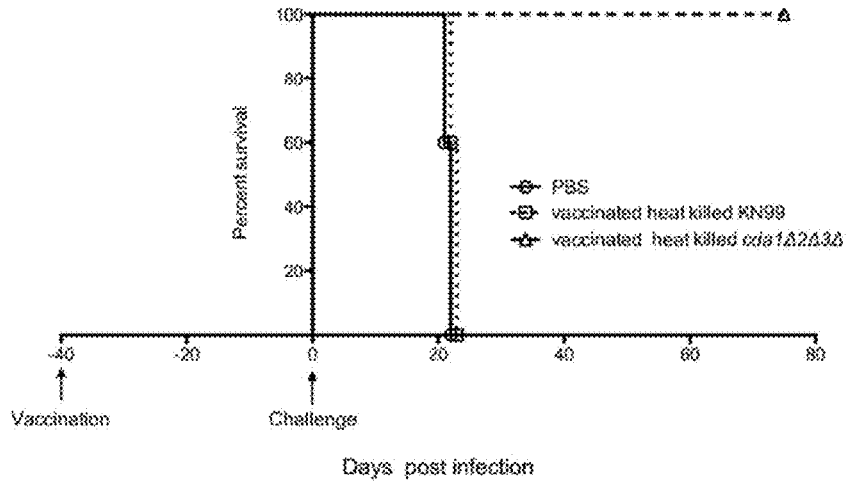


FIG. 7

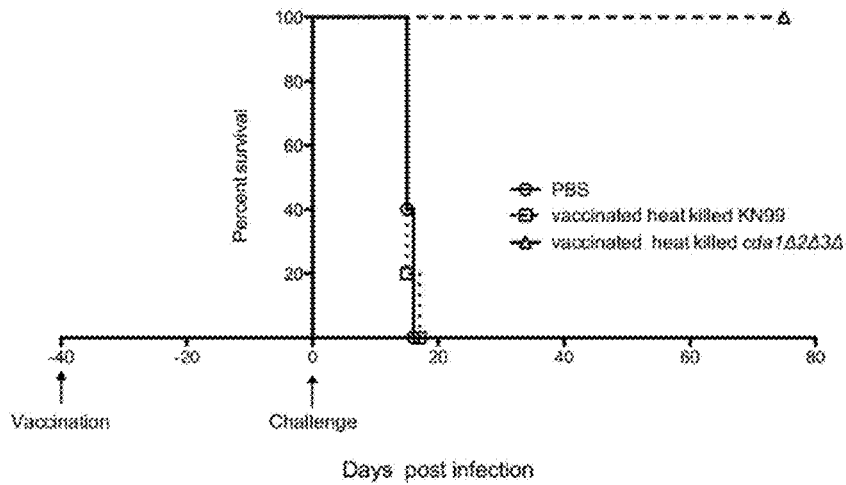


FIG. 8

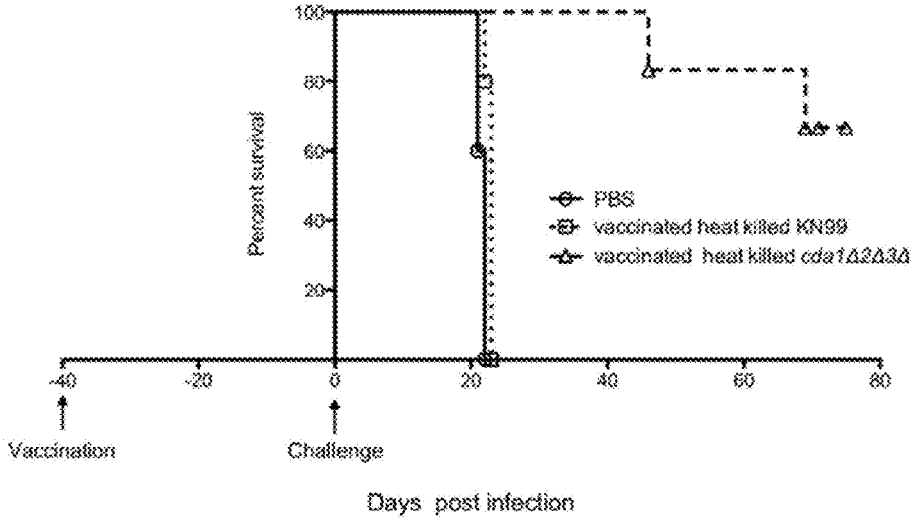


FIG. 9

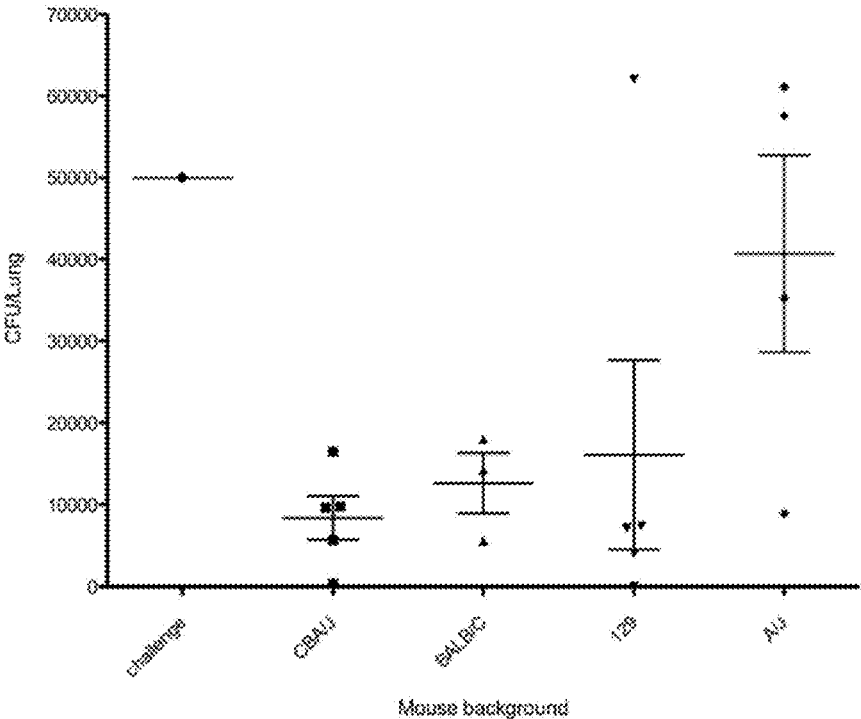


FIG. 10

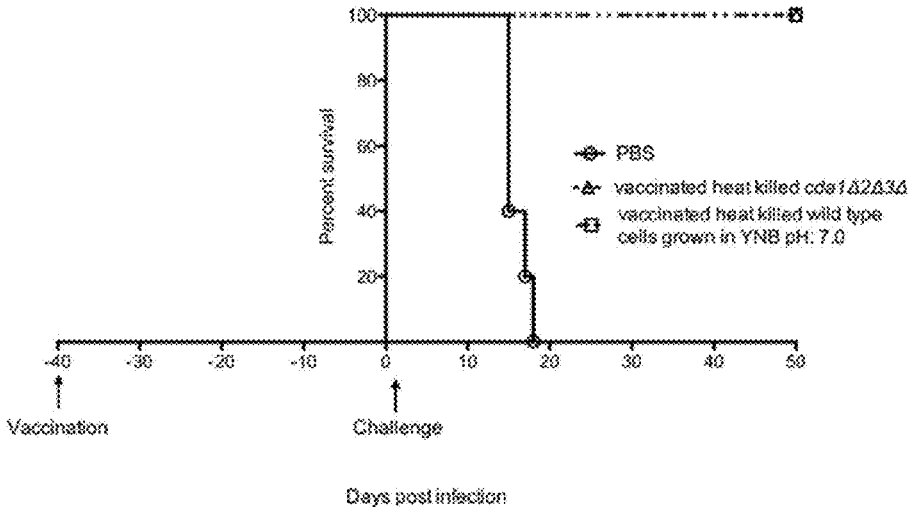


FIG. 11

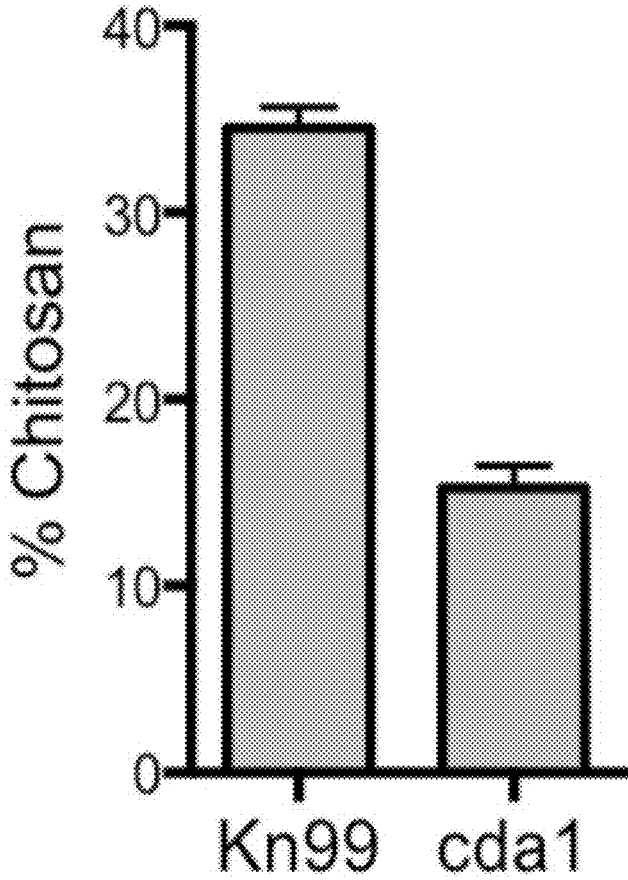


FIG. 12

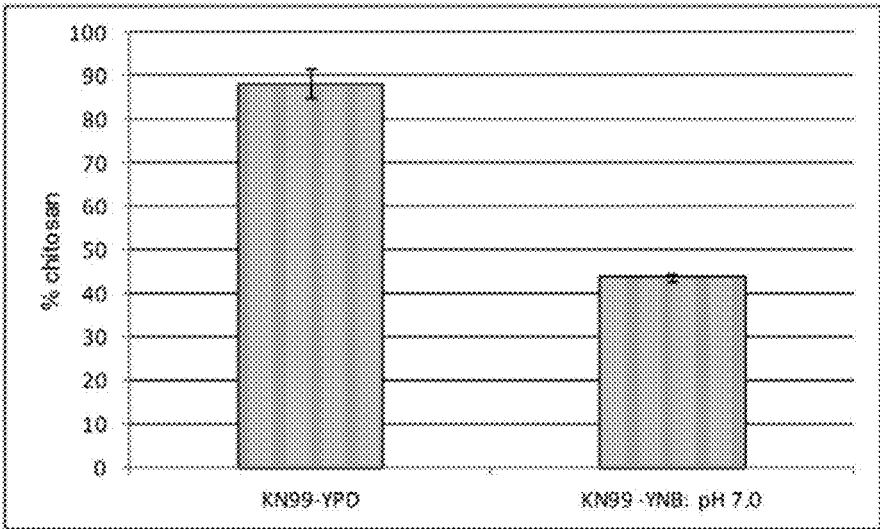


FIG. 13

VACCINATION AGAINST CRYPTOCOCCUS

PRIORITY

[0001] This application claims the benefit of U.S. Provisional Application No. 61/933,964, filed on May 15, 2014, which is hereby incorporated by reference in its entirety.

GOVERNMENT SUPPORT

[0002] This work received government support from the National Institutes of Health-National Institute of Allergy and Infectious Diseases under Grant No. R01 AI072195-01A1. The government may have certain rights in the invention.

REFERENCE TO A SEQUENCE LISTING

[0003] The Sequence Listing, which is a part of the present disclosure, includes a text file comprising primer nucleotide and/or amino acid sequences of the present invention. The subject matter of the Sequence Listing is incorporated herein by reference in its entirety. The information recorded in computer readable form is identical to the written sequence listing.

INTRODUCTION

[0004] *Cryptococcus* fungi, such as *Cryptococcus neoformans* and *Cryptococcus gattii* are pathogenic fungi that are found world-wide. *Cryptococcus neoformans* causes meningoencephalitis, particularly in immunocompromised individuals. It is invariably fatal unless treated, and the current antifungals are inadequate to effectively cure this disease, due to inherent toxicities or the inability to kill the fungus and prevent relapse. Recent studies have indicated that there are over 1,000,000 new cases of cryptococcosis in the world each year, which results in over 600,000 deaths. *Cryptococcus neoformans* is known to appear as an opportunistic infection in AIDS patients.

[0005] The fungus *Cryptococcus gattii* also infects humans, and can cause pulmonary diseases such as pulmonary cryptococcosis, basal meningitis, and cerebral cryptococcomas. *Cryptococcus gattii* has also been associated with infections of skin, soft tissue, lymph node, bone, and joints. *Cryptococcus gattii* is also known to infect non-human mammals, such as dogs, cats, camelids, horses, sheep, goats, cows, koalas and dolphins (Lockhart, S. R., et al., *PLOS ONE* 8: issue 9 e74737, 2013).

[0006] Banks, I. R., et al., *Eukaryotic Cell* 4: 1902-1912, 2005 discloses that a chitin synthase (CHS3) and its regulator protein (CSR2) are critical for chitosan production and growth in *Cryptococcus neoformans*. These authors show that deletions *chs3Δ* and *csr2Δ* are defective in chitosan production. Although this reference suggests that chitin synthesis could serve as an antifungal target, it does not teach nor suggest the use of the disclosed strains for vaccines against *Cryptococcus* infection.

[0007] Baker, L. G., et al., *Eukaryotic Cell* 6: 855-867, 2007 discloses that chitosan, a deacetylated form of chitin, is necessary for cell wall integrity in *Cryptococcus neoformans*. These workers demonstrated that three deacetylases, Cda1, Cda2 and Cda3 can account for all chitosan produced during vegetative growth of *Cryptococcus neoformans* in culture. Several deletions of chitin deacetylases genes, including *cda1Δ*, *cda2Δ*, *cda3Δ*, *cda1Δcda2Δ*, *cda1Δcda3Δ*, *cda2Δcda3Δ* and *cda1Δcda2Δcda3Δ* were described. How-

ever, none of these strains are described as conferring immunity against *Cryptococcus neoformans* infection.

[0008] Baker, L. G., et al., *Eukaryotic Cell* 10: 1264-1268, 2011 discloses that *Cryptococcus neoformans* strains deleted for chitin deacetylases genes exhibit less virulence in mice. These authors show in a model system that intranasal inoculation of mice with wild type *Cryptococcus neoformans* reduced survival to 0% by 19 days, whereas intranasal inoculation with *Cryptococcus neoformans* having one or more genetic deletions in chitin deacetylase(s) did not lead to loss of survival over a 60 day period. However, the reference did not describe any vaccine against *Cryptococcus* infection or methods of conferring immunity against *Cryptococcus* infection.

[0009] There is no effective vaccine against *Cryptococcus neoformans* or *Cryptococcus gattii* (Datta, K., and Pirofski, L., *FEMS Yeast Res.* 6: 525-536, 2006). Compositions and methods for preventing *Cryptococcus neoformans* and *Cryptococcus gattii* infection are needed.

SUMMARY

[0010] The inventors have developed vaccines effective in humans and animals against infection by *Cryptococcus* fungi, including *Cryptococcus neoformans* and *Cryptococcus gattii*. The inventors have also developed novel methods of administration of vaccine formulations.

[0011] In some embodiments, the present teachings include a vaccine against a *Cryptococcus* fungus such as *C. neoformans* or *C. gattii* which can be effective for protecting humans and various non-human animals against a *Cryptococcus* infection such as *Cryptococcus neoformans* infection and/or *Cryptococcus gattii* infection. In various aspects, a method of the present teachings can comprise administering to the lungs of a subject a *Cryptococcus* fungus deficient for chitosan. In some configurations, the *Cryptococcus* fungus can be a wild type *Cryptococcus* fungus deficient for chitosan that can comprise, consist of, or consist essentially of no more than 60%, 55%, 50%, 45%, 40%, 35%, 30%, 25%, 20%, 15%, 10%, 9%, 8%, 7%, 6%, 5%, 4%, 3%, 2%, or 1% of the chitosan level compared to a wild type *Cryptococcus* grown on yeast extract peptone dextrose (YPD). In some configurations, the *Cryptococcus* fungus deficient for chitosan can be a *Cryptococcus* fungus grown in yeast nitrogen base (YNB) medium. In some configurations, the medium can be buffered to pH 7.0 with a buffering agent such as, without limitation 3-(N-morpholino)propanesulfonic acid (MOPS).

[0012] In some configurations, the *Cryptococcus* fungus deficient for chitosan can be a *Cryptococcus neoformans* fungus deficient for chitosan or a *Cryptococcus gattii* fungus deficient for chitosan. In some configurations, the *Cryptococcus* fungus deficient for chitosan can be a viable *Cryptococcus* fungus deficient for chitosan or an inactivated *Cryptococcus* fungus deficient for chitosan. In some configurations, the *Cryptococcus* fungus deficient for chitosan can be a *Cryptococcus* fungus deleted for at least one, at least two, at least three chitin deacetylase genes such as, without limitation, *cda1Δ*, *cda2Δ* and *cda3Δ* or a combination thereof. In various configurations, the *Cryptococcus* fungus deficient for chitosan can be a *Cryptococcus* fungus deficient for at least a chitin synthase (*chs*) gene such as, without limitation, *chs3Δ*. In some configurations, the *Cryptococcus* fungus deficient for chitosan can be a *Cryptococcus* fungus deleted for at least one chitin synthase regulator (*csr*) gene, such as, without limitation *csr2Δ*. In some configurations, the *Cryptococcus* fungus

deficient for chitosan production can comprise, consist of, or consist essentially of a deletion or an inactivating mutation in at least one, at least two, at least three, or at least 4 gene(s) selected from the group consisting of *cda1*, *cda2*, *cda3*, *chs3* and *csr2* or a combination thereof. In some configuration, the administering by inhalation to the lungs can comprise nasal inhalation, oral inhalation, or a combination thereof. In some configurations, the nasal inhalation can be selected from the group consisting of inhaling a nose drop formulation and inhaling a nasal spray formulation.

[0013] In some embodiments, a vaccine of the present teachings can include a *Cryptococcus neoformans* strain deficient for chitosan production. In some embodiments, the *Cryptococcus neoformans* deficient for chitosan production can be inactivated. In some embodiments, the *Cryptococcus neoformans* deficient for chitosan production can be viable. In some embodiments, a vaccine of the present teachings can include a *Cryptococcus neoformans* strain blocked for chitosan production. In various aspects, a vaccine of the present teachings can include a *Cryptococcus neoformans* strain deficient for chitosan.

[0014] In various configurations, a *Cryptococcus* strain of the present teachings can comprise less than 20% of wild-type level of chitosan, less than 15% of wild-type level of chitosan, less than 10% of wild-type level of chitosan, less than 5% of wild-type level of chitosan, less than 1% of wild-type level of chitosan, or less than 0.1% of level of chitosan compared to its wild-type parent strain. In various configurations, a *Cryptococcus* strain of the present teachings can comprise no chitosan.

[0015] In various configurations, a *Cryptococcus neoformans* strain deficient for chitosan production can have one or more genetic mutations in gene(s) encoding chitin deacetylase (*cda*). In some aspects, the one or more genetic mutations can reduce or eliminate the ability of the fungus to produce chitosan. In some aspects, a genetic mutation can be a deletion. In various configurations, a *Cryptococcus neoformans* strain deficient for chitosan production can have one or more genetic lesions of one or more *cda* genes. A genetic lesion of the present teachings can include a deletion mutation, a point mutation, an insertion mutation, and/or a frameshift mutation of any *cda* gene, such as, for example and without limitation, a *cda1* gene, a *cda2* gene, and/or a *cda3* gene, or any combination thereof. In various configurations, a genetic mutation can reduce or eliminate expression of a functional *cda* gene product. In some configurations, a genetic deletion can reduce or eliminate expression of a *cda* gene. In various configurations, a *Cryptococcus neoformans* strain of the present teachings can have deletions and/or inactivating mutations in the *cda1* gene, the *cda2* gene, the *cda3* gene, a combination of mutations in the *cda1* and *cda2* genes, the *cda1* and *cda3* genes, the *cda2* and *cda3* genes, or the *cda1*, *cda2* and *cda3* genes.

[0016] In various configurations, a *Cryptococcus* strain deficient for chitosan production that can be used in a vaccine can be a viable *Cryptococcus* strain deficient for chitosan production, or an inactivated *Cryptococcus* strain deficient for chitosan production. In some configurations, an inactivated *Cryptococcus* strain deficient for chitosan production can comprise heat-killed or heat-attenuated *Cryptococcus* deficient for chitosan production. In some configurations, an inactivated *Cryptococcus* strain deficient for chitosan production can comprise *Cryptococcus* deficient for chitosan production that had been killed by exposure to electromag-

netic radiation such as ultraviolet light, gamma ray radiation, or x-ray radiation, by exposure to nuclear radiation such as exposure to an alpha particle emitting source or a beta particle emitting source, by exposure to a toxic chemical, or by photodynamic inactivation (Rodrigues, G. B., et al., *Photochemistry and Photobiology* 88:440-447, 2012; Fuchs, B. B., et al., *Antimicrobial Agents and Chemotherapy* 51:2929-2936, 2007).

[0017] In various configurations, a *Cryptococcus neoformans* strain deficient for chitosan production that can be used in a vaccine can be a viable *Cryptococcus neoformans* strain deficient for chitosan production, or an inactivated *Cryptococcus neoformans* strain deficient for chitosan production. In some configurations, an inactivated *Cryptococcus neoformans* strain deficient for chitosan production can comprise heat-killed or heat-attenuated *Cryptococcus neoformans* deficient for chitosan production. In some configurations, an inactivated *Cryptococcus neoformans* deficient for chitosan production can comprise *Cryptococcus neoformans* deficient for chitosan production that had been killed by exposure to electromagnetic radiation such as ultraviolet light, gamma ray radiation, or x-ray radiation, by exposure to nuclear radiation such as exposure to an alpha particle emitting source or a beta particle emitting source, by exposure to a toxic chemical, or by photodynamic inactivation (Rodrigues, G. B., et al., *Photochemistry and Photobiology* 88:440-447, 2012; Fuchs, B. B., et al., *Antimicrobial Agents and Chemotherapy* 51:2929-2936, 2007).

[0018] In various configurations, a *Cryptococcus gattii* strain deficient for chitosan production that can be used in a vaccine can be a viable *Cryptococcus gattii* strain deficient for chitosan production, or an inactivated *Cryptococcus gattii* strain deficient for chitosan production. In some configurations, an inactivated *Cryptococcus gattii* strain deficient for chitosan production can comprise heat-killed or heat-attenuated *Cryptococcus gattii* deficient for chitosan production. In some configurations, an inactivated *Cryptococcus gattii* deficient for chitosan production can comprise *Cryptococcus gattii* deficient for chitosan production that had been killed by exposure to electromagnetic radiation such as ultraviolet light, gamma ray radiation, or x-ray radiation, by exposure to nuclear radiation such as exposure to an alpha particle emitting source or a beta particle emitting source, by exposure to a toxic chemical, or by photodynamic inactivation (Rodrigues, G. B., et al., *Photochemistry and Photobiology* 88:440-447, 2012; Fuchs, B. B., et al., *Antimicrobial Agents and Chemotherapy* 51:2929-2936, 2007).

[0019] In various embodiments, methods are disclosed of conferring immunity against *Cryptococcus* infection. In various configurations, these methods include pulmonary administration of an immune response-inducing amount of a *Cryptococcus* strain deficient for chitosan production. In various configurations, these methods include nasal administration of a *Cryptococcus* strain deficient for chitosan production. In various configurations, a *Cryptococcus* strain deficient for chitosan production can be administered to the lungs of a subject by inhalation of the *Cryptococcus* via the nose, mouth or a combination thereof. In various configurations, administration of a *Cryptococcus* strain deficient for chitosan production for inhalation can be accomplished using pharmaceutically acceptable means, such as, without limitation, nose drops or nasal spray. In some configurations, a *Cryptococcus* strain deficient for chitosan production which can be used for inhalation administration can be a live strain of *Cryptococcus*

deficient for chitosan production. In some configurations, a *Cryptococcus* strain deficient for chitosan production which can be used for inhalation administration can be an inactivated strain of *Cryptococcus* deficient for chitosan production.

[0020] In various embodiments, the inventors disclose methods of conferring immunity against *Cryptococcus neoformans* infection. In various configurations, these methods include pulmonary administration of an immune response-inducing amount of a *Cryptococcus neoformans* strain deficient for chitosan production. In various configurations, these methods include pulmonary administration, which can be via nasal inhalation and/or oral inhalation, of a *Cryptococcus neoformans* strain deficient for chitosan production. In various configurations, a *Cryptococcus neoformans* strain deficient for chitosan production can be administered to the lungs of a subject via inhalation of the *Cryptococcus neoformans* via the nose and/or mouth. In various configurations, administration of a *Cryptococcus neoformans* strain deficient for chitosan production for inhalation can be accomplished using pharmaceutically acceptable compositions, such as, without limitation, nose drops or nasal spray. In some configurations, a *Cryptococcus neoformans* strain deficient for chitosan production which can be used for inhalation administration can be a live strain of *Cryptococcus neoformans* deficient for chitosan production. In some configurations, a *Cryptococcus* strain deficient for chitosan production which can be used for inhalation administration can be an inactivated strain of *Cryptococcus neoformans* deficient for chitosan production.

[0021] In various embodiments, methods are disclosed of conferring immunity against *Cryptococcus gattii* infection. In various configurations, these methods can include pulmonary administration of an immune response-inducing amount of a *Cryptococcus gattii* strain deficient for chitosan production. In various configurations, these methods include nasal administration of a *Cryptococcus gattii* strain deficient for chitosan production. In various configurations, a *Cryptococcus gattii* strain deficient for chitosan production can be administered to the lungs of a subject via inhalation of the *Cryptococcus gattii* via the nose or mouth. In various configurations, administration of a *Cryptococcus gattii* strain deficient for chitosan production for inhalation can be accomplished using pharmaceutically acceptable means, such as, without limitation, nose drops or nasal spray. In various configurations, administration of a *Cryptococcus gattii* strain deficient for chitosan production for inhalation can be accomplished using pharmaceutically acceptable means, such as, without limitation, nose drops or nasal spray. In some configurations, a *Cryptococcus gattii* strain deficient for chitosan production which can be used for inhalation administration can be a live strain of *Cryptococcus gattii* deficient for chitosan production. In some configurations, a *Cryptococcus* strain deficient for chitosan production which can be used for inhalation administration can be an inactivated strain of *Cryptococcus gattii* deficient for chitosan production.

[0022] In various embodiments, the inventors disclose methods of conferring immunity against *Cryptococcus gattii* infection. In various configurations, these methods include pulmonary administration of an immune response-inducing amount of a *Cryptococcus neoformans* strain deficient for chitosan production. In various configurations, these methods include nasal administration of a *Cryptococcus neoformans* strain deficient for chitosan production. In various configurations, a *Cryptococcus neoformans* strain deficient for chi-

tosan production can be administered to the lungs of a subject via inhalation of the *Cryptococcus neoformans* via the nose or mouth. In various configurations, administration of a *Cryptococcus neoformans* strain deficient for chitosan production for inhalation can be accomplished using pharmaceutically acceptable means, such as, without limitation, nose drops or nasal spray.

[0023] In various embodiments, a subject that can be vaccinated against a *Cryptococcus* such as *Cryptococcus neoformans* or *Cryptococcus gattii* can be a human. In various embodiments, a subject that can be vaccinated against *Cryptococcus neoformans* or *Cryptococcus gattii* can be a non-human mammal, such as, without limitation, a dog, a cat, a camelid such as an alpaca or a llama, a rodent such as a laboratory mouse, or a farm animal such as an equine, a bovine, a caprine or an ovine.

[0024] In some embodiments, the present teachings include a vaccine against *Cryptococcus gattii* which can be effective for protecting humans and various non-human animals against *Cryptococcus gattii* infection. In various aspects, a vaccine of the present teachings can include a *Cryptococcus gattii* strain deficient for chitosan production. In some embodiments, the *Cryptococcus gattii* deficient for chitosan production can be inactivated. In some embodiments, the *Cryptococcus gattii* deficient for chitosan production can be viable. In some embodiments, a vaccine of the present teachings can include a *Cryptococcus gattii* strain blocked for chitosan production. In various aspects, a vaccine of the present teachings can include a *Cryptococcus gattii* strain deficient for chitosan.

[0025] In some embodiments, the present teachings include a vaccine against *Cryptococcus gattii* which can be effective for protecting humans and various non-human animals against *Cryptococcus gattii* infection. In various aspects, a vaccine of the present teachings can include a *Cryptococcus neoformans* strain deficient for chitosan production. In some embodiments, the *Cryptococcus neoformans* deficient for chitosan production can be inactivated. In some embodiments, the *Cryptococcus neoformans* deficient for chitosan production can be viable. In some embodiments, a vaccine of the present teachings can include a *Cryptococcus neoformans* strain blocked for chitosan production. In various aspects, a vaccine of the present teachings can include a *Cryptococcus neoformans* strain deficient for chitosan. In various embodiments, a *Cryptococcus neoformans* strain deficient for chitosan production can confer immunity to a mammal.

[0026] In various configurations, a *Cryptococcus gattii* strain deficient for chitosan production can have one or more genetic mutations in genes encoding chitin deacetylase (*cda*). In some aspects, the one or more genetic mutations can reduce or eliminate the ability of the fungus to produce chitosan. In some aspects, a genetic mutation can be a deletion. In various configurations, a *Cryptococcus gattii* strain deficient for chitosan production can have one or more genetic lesions of one or more *cda* genes. A genetic lesion of the present teachings can include a deletion, a point mutation, an insertion mutation, and/or a frameshift mutation of any *cda* gene, such as, for example and without limitation, a *cda1* gene, a *cda2* gene, and/or a *cda3* gene, or any combination thereof. In various configurations, a genetic mutation can reduce or eliminate expression of a functional *cda* gene product. In some configurations, a genetic deletion can reduce or eliminate expression of a *cda* gene. In various configurations, a *Cryptococcus gattii* strain of the present teachings can have

deletions and/or inactivating mutations in the *cda1* gene, the *cda2* gene, the *cda3* gene, a combination of mutations in the *cda1* and *cda2* genes, the *cda1* and *cda3* genes, the *cda2* and *cda3* genes, or the *cda1*, *cda2* and *cda3* genes.

[0027] In various configurations, a *Cryptococcus gattii* strain deficient for chitosan production that can be used in a vaccine can be a viable *Cryptococcus gattii* strain deficient for chitosan production, or an inactivated *Cryptococcus gattii* strain deficient for chitosan production. In some configurations, an inactivated *Cryptococcus gattii* strain deficient for chitosan production can comprise heat-killed or heat-attenuated *Cryptococcus gattii* deficient for chitosan production. In some embodiments, a vaccine of the present teachings can include a *Cryptococcus gattii* strain blocked for chitosan production.

[0028] In various embodiments, the inventors disclose methods of conferring immunity against *Cryptococcus gattii* infection. In various configurations, these methods include pulmonary administration of an immune response-inducing amount of a *Cryptococcus gattii* strain deficient for chitosan production. In various configurations, these methods include nasal administration of a *Cryptococcus gattii* strain deficient for chitosan production. In various configurations, a *Cryptococcus gattii* strain deficient for chitosan production can be administered to the lungs of a subject via inhalation of the *Cryptococcus gattii* via the nose or mouth. In various configurations, administration of a *Cryptococcus gattii* strain deficient for chitosan production for inhalation can be accomplished using pharmaceutically acceptable means, such as, without limitation, nose drops or nasal spray.

[0029] In various embodiments, a subject that can be vaccinated against *Cryptococcus gattii* can be a human. In various embodiments, a subject that can be vaccinated against *Cryptococcus gattii* can be a non-human mammal, such as, without limitation, a dog, a cat, a camelid such as an alpaca or a llama, a rodent such as a laboratory mouse, or a farm animal such as an equine, a bovine, a caprine or an ovine.

[0030] In some embodiments, the present teachings include a vaccine against a *Cryptococcus* fungus such as *C. neoformans* or *C. gattii* which can be effective for protecting humans and various non-human animals against a *Cryptococcus* infection such as *Cryptococcus neoformans* and/or *Cryptococcus gattii* infection. In various aspects, the present teachings can include methods of inducing immunity against a *Cryptococcus* fungus. In various configurations, these methods comprise administering to a subject by inhalation an immunity-inducing amount of a composition comprising a *Cryptococcus* fungus deficient for chitosan. The *Cryptococcus* fungus can be a wild type *Cryptococcus* fungus deficient for chitosan. The *Cryptococcus* fungus deficient for chitosan can comprise, consist of, or consist essentially of no more than 60%, 55%, 50%, 45%, 40%, 35%, 30%, 25%, 20%, 15%, 10%, 9%, 8%, 7%, 6%, 5%, 4%, 3%, 2%, or 1% of the chitosan level compared to a wild type *Cryptococcus* grown on yeast extract peptone dextrose (YPD). The *Cryptococcus* fungus deficient for chitosan can be a *Cryptococcus* fungus grown in yeast nitrogen base (YNB) medium. The yeast nitrogen base (YNB) medium can be buffered to pH 7.0. In some configurations, the yeast nitrogen base (YNB) medium can be buffered to pH 7.0 with a buffering agent such as, without limitation 3-(N-morpholino)propanesulfonic acid (MOPS). In some aspects, the *Cryptococcus* fungus deficient for chitosan can be a *Cryptococcus neoformans* fungus deficient for chitosan. In some aspects, the *Cryptococcus* fungus deficient

for chitosan can be a *Cryptococcus gattii* fungus deficient for chitosan. In some aspects, the *Cryptococcus* fungus deficient for chitosan can be a viable *Cryptococcus* fungus deficient for chitosan. In some aspects, the *Cryptococcus* fungus deficient for chitosan can be an inactivated *Cryptococcus* fungus deficient for chitosan. In some aspects, the *Cryptococcus* fungus deficient for chitosan can be a *Cryptococcus* fungus deleted for at least one chitin deacetylase gene. In some aspects, the at least one chitin deacetylase gene can be selected from the group consisting of *cda1* Δ , *cda2* Δ and *cda3* Δ . In various aspects, the *Cryptococcus* fungus deficient for chitosan can be a *Cryptococcus* fungus deleted for at least two chitin deacetylase genes. In some aspects, the at least two chitin deacetylase gene deletions can be selected from the group consisting of *cda1* Δ *cda2* Δ , *cda1* Δ *cda3* Δ and *cda2* Δ *cda3* Δ . In some aspects, the *Cryptococcus* fungus deficient for chitosan can be a *Cryptococcus* fungus deleted for at least three chitin deacetylase genes. In some aspects, the *Cryptococcus* fungus deficient for chitosan can be a *Cryptococcus* fungus *cda1* Δ *cda2* Δ *cda3* Δ . The *Cryptococcus* fungus deficient for chitosan can be a *Cryptococcus* fungus deleted for at least a chitin synthase (*chs*) gene. In some aspects, the *Cryptococcus* fungus deficient for chitosan can be a *Cryptococcus* fungus *chs3* Δ . In some aspects, the *Cryptococcus* fungus deficient for chitosan can be a *Cryptococcus* fungus deleted for at least one chitin synthase regulator (*csr*) gene. In some aspects, the *Cryptococcus* fungus deficient for chitosan production can be a *Cryptococcus* fungus *csr2* Δ . In various aspects, the *Cryptococcus* fungus deficient for chitosan production can comprise, consist of, or consist essentially of a deletion or an inactivating mutation in at least one gene selected from the group consisting of *cda1*, *cda2*, *cda3*, *chs3* and *csr2*. The administering by inhalation can comprise nasal inhalation. In some aspects, administration by nasal inhalation can be selected from the group consisting of inhaling a nose drop formulation and inhaling a nasal spray formulation.

[0031] In various embodiments, a vaccine against *Cryptococcus neoformans* infection can comprise an inactivated *Cryptococcus neoformans* strain deficient for chitosan production. In some aspects, the *Cryptococcus neoformans* strain deficient for chitosan production can be an inactivated *Cryptococcus neoformans* strain deleted for at least one chitin deacetylase (*cda*) gene. In some aspects, the at least one chitin deacetylase (*cda*) gene deletion can be selected from the group consisting of *cda1* Δ , *cda2* Δ and *cda3* Δ . In some aspects, the *Cryptococcus neoformans* strain deficient for chitosan production can be an inactivated *Cryptococcus neoformans* strain deleted for at least two chitin deacetylase (*cda*) genes. In some aspects, the at least two chitin deacetylase (*cda*) gene deletions can be selected from the group consisting of *cda1* Δ *cda2* Δ , *cda1* Δ *cda3* Δ and *cda2* Δ *cda3* Δ . In some aspects, the *Cryptococcus neoformans* strain deficient for chitosan production can be an inactivated *Cryptococcus neoformans* strain deleted for at least three chitin deacetylase (*cda*) genes. In some aspects, the *Cryptococcus neoformans* strain deficient for chitosan production can be an inactivated *Cryptococcus neoformans* strain *cda1* Δ *cda2* Δ *cda3* Δ . In some aspects, the *Cryptococcus neoformans* strain deficient for chitosan production can be an inactivated *Cryptococcus neoformans* strain deleted for at least a chitin synthase (*chs*) gene, such as, without limitation, *CHS3*. In some aspects, the *Cryptococcus neoformans* strain deficient for chitosan production can be an inactivated *Cryptococcus neoformans* strain *chs3* Δ . In some aspects, the *Cryptococcus neoformans* strain defi-

cient for chitosan production can be an inactivated *Cryptococcus neoformans* strain deleted for at least a chitin synthase regulator (csr) gene such as, without limitation, CSR2. In some aspects, the *Cryptococcus neoformans* strain deficient for chitosan production can be an inactivated *Cryptococcus neoformans* strain csr2A. In some aspects, the *Cryptococcus neoformans* strain deficient for chitosan production can comprise a deletion or an inactivating mutation in one or more genes selected from the group consisting of cda1, cda2, cda3, chs3 and csr2. In some aspects, the inactivated *Cryptococcus neoformans* strain deficient for chitosan production can be a heat-killed *Cryptococcus neoformans* strain deficient for chitosan production. In some aspects, the inactivated *Cryptococcus neoformans* strain deficient for chitosan production can be a UV radiation-killed *Cryptococcus neoformans* strain deficient for chitosan production. In some aspects, the inactivated *Cryptococcus neoformans* strain deficient for chitosan production can be a *Cryptococcus neoformans* strain deficient for chitosan production inactivated by alpha-, beta-, or gamma-ray radiation. In some aspects, the inactivated *Cryptococcus neoformans* strain deficient for chitosan production can be a *Cryptococcus neoformans* strain deficient for chitosan production inactivated by photodynamic inactivation (Rodrigues, C. B., et al., Photochemistry and Photobiology 88:440-447 (2012), Fuchs, B. B., et al., Antimicrobial Agents and Chemotherapy 51: 2929-2936 (2007)). In some aspects, the vaccine against *Cryptococcus neoformans* infection can further comprise a pharmaceutically acceptable vehicle for inhalation administration. In some aspects, the pharmaceutically acceptable vehicle can comprise a buffer. In some aspects, the pharmaceutically acceptable vehicle can be a phosphate-buffered saline.

[0032] In various embodiments, a vaccine against *Cryptococcus neoformans* can comprise a viable *Cryptococcus neoformans* strain deficient for chitosan production and a pharmaceutically acceptable vehicle for inhalation administration. In some aspects, the *Cryptococcus neoformans* strain deficient for chitosan production can be a viable *Cryptococcus neoformans* strain deleted for at least one chitin deacetylase (cda) gene. In some aspects, the at least one chitin deacetylase (cda) gene deletion can be selected from the group consisting of cda1Δ, cda2Δ and cda3Δ. In some aspects, the *Cryptococcus neoformans* strain deficient for chitosan production can be a viable *Cryptococcus neoformans* strain deleted for at least two chitin deacetylase (cda) genes. In some aspects, the at least two chitin deacetylase (cda) gene deletions can be selected from the group consisting of cda1Δcda2Δ, cda1Δcda3Δ and cda2Δcda3Δ. In some aspects, the *Cryptococcus neoformans* strain deficient for chitosan production can be a viable *Cryptococcus neoformans* strain deleted for at least three chitin deacetylase (cda) genes. In some aspects, the *Cryptococcus neoformans* strain deficient for chitosan production can be a viable *Cryptococcus neoformans* strain cda1Δcda2Δcda3Δ. In some aspects, the *Cryptococcus neoformans* strain deficient for chitosan production can be a viable *Cryptococcus neoformans* strain deleted for at least one chitin synthase such as, without limitation, CHS3. In some aspects, the *Cryptococcus neoformans* strain deficient for chitosan production can be a viable *Cryptococcus neoformans* strain chs3Δ. In some aspects, the *Cryptococcus neoformans* strain deficient for chitosan production can be a viable *Cryptococcus neoformans* strain deleted for at least a chitin synthase regulator (CSR2). In some aspects, the *Cryptococcus neoformans* strain deficient for chitosan production

can comprise a viable *Cryptococcus neoformans* strain csr2Δ. In some aspects, the pharmaceutically acceptable vehicle can comprise a buffer. In some aspects, the pharmaceutically acceptable vehicle can comprise phosphate-buffered saline.

[0033] In various embodiments, a pharmaceutically acceptable composition for a vaccine against *Cryptococcus neoformans* infection of the present teachings can comprise the inactivated *Cryptococcus neoformans* strain deficient for chitosan production in a nose drop formulation. In some aspects, a pharmaceutically acceptable composition for a vaccine against *Cryptococcus neoformans* infection of the present teachings can comprise an inactivated *Cryptococcus neoformans* strain deficient for chitosan production in a nasal spray formulation.

[0034] In various embodiments, methods of inducing immunity against *Cryptococcus neoformans*, can comprise administering to a subject by inhalation an immunity-inducing amount of a composition of the present teachings. In some aspects, the administering by inhalation can comprise nasal inhalation.

[0035] In various embodiments, a vaccine against *Cryptococcus neoformans* infection can comprise a viable *Cryptococcus neoformans* strain deficient for chitosan production. In some aspects, the *Cryptococcus neoformans* strain deficient for chitosan production can be a viable *Cryptococcus neoformans* strain deleted for at least one chitin deacetylase (cda) gene. In some aspects, the at least one chitin deacetylase (cda) gene deletion can be selected from the group consisting of cda1Δ, cda2Δ and cda3Δ. In some aspects, the *Cryptococcus neoformans* strain deficient for chitosan production can be a viable *Cryptococcus neoformans* strain deleted for at least two chitin deacetylase (cda) genes. In some aspects, the at least two chitin deacetylase (cda) gene deletions can be selected from the group consisting of cda1Δcda2Δ, cda1Δcda3Δ and cda2Δcda3Δ. In some aspects, the *Cryptococcus neoformans* strain deficient for chitosan production can be a viable *Cryptococcus neoformans* strain deleted for at least three chitin deacetylase (cda) genes. In some aspects, the *Cryptococcus neoformans* strain deficient for chitosan production can be a viable *Cryptococcus neoformans* strain cda1Δcda2Δcda3Δ. In some aspects, the *Cryptococcus neoformans* strain deficient for chitosan production can be a viable *Cryptococcus neoformans* strain chs3Δ. In some aspects, the *Cryptococcus neoformans* strain deficient for chitosan production can be a viable *Cryptococcus neoformans* strain csr2Δ. In some aspects, the *Cryptococcus neoformans* strain deficient for chitosan production can be a viable *Cryptococcus neoformans* strain chs3Δcsr2Δ. In some aspects, the *Cryptococcus neoformans* strain deficient for chitosan production can be a viable *Cryptococcus neoformans* strain cda1Δchs3Δcsr2Δ. A vaccine against *Cryptococcus neoformans* infection of the present teachings can further comprise a pharmaceutically acceptable vehicle for inhalation administration. In some aspects, the pharmaceutically acceptable vehicle can comprise a buffer. In some aspects, the pharmaceutically acceptable vehicle can comprise phosphate-buffered saline.

[0036] In various embodiments, a vaccine against *Cryptococcus neoformans* can comprise a viable *Cryptococcus neoformans* strain deficient for chitosan production and a pharmaceutically acceptable vehicle for inhalation administration. In some aspects, the *Cryptococcus neoformans* strain deficient for chitosan production can be a viable

Cryptococcus neoformans strain deleted for at least one chitin deacetylase (cda) gene. In some aspects, the at least one chitin deacetylase (cda) gene deletion can be selected from the group consisting of cda1Δ, cda2Δ and cda3Δ. In some aspects, the *Cryptococcus neoformans* strain deficient for chitosan production can be a viable *Cryptococcus neoformans* strain deleted for at least two chitin deacetylase (cda) genes. In some aspects, the at least two chitin deacetylase (cda) gene deletions can be selected from the group consisting of cda1Δcda2Δ, cda1Δcda3Δ and cda2Δcda3Δ. In some aspects, the *Cryptococcus neoformans* strain deficient for chitosan production can be a viable *Cryptococcus neoformans* strain deleted for at least three chitin deacetylase (cda) genes. In some aspects, the *Cryptococcus neoformans* strain deficient for chitosan production can be a viable *Cryptococcus neoformans* strain deleted for at least three chitin deacetylase (cda) genes. In some aspects, the *Cryptococcus neoformans* strain deficient for chitosan production can be a viable *Cryptococcus neoformans* strain cda1Δcda2Δcda3Δ. In some aspects, the *Cryptococcus neoformans* strain deficient for chitosan production can be a viable *Cryptococcus neoformans* strain chs3Δ. In some aspects, the *Cryptococcus neoformans* strain deficient for chitosan production can be a viable *Cryptococcus neoformans* strain car2Δ. In some aspects, the *Cryptococcus neoformans* strain deficient for chitosan production can be a viable *Cryptococcus neoformans* strain cda1 cda2 cda3 chs3 csr2. In some aspects, the pharmaceutically acceptable vehicle can comprise a buffer. In some aspects, the pharmaceutically acceptable vehicle can be a phosphate-buffered saline.

[0037] In various embodiments, a pharmaceutically acceptable composition for a vaccine against *Cryptococcus neoformans* infection can comprise the viable *Cryptococcus neoformans* strain deficient for chitosan production of the present teachings in a nose drop formulation. In some aspects, the pharmaceutically acceptable composition for a vaccine against *Cryptococcus neoformans* infection can comprise the viable *Cryptococcus neoformans* strain deficient for chitosan production of the present teachings in a nasal spray formulation.

[0038] In various embodiments, methods of inducing immunity against *Cryptococcus neoformans* can comprise administering to a subject by inhalation an immunity-inducing amount of a composition comprising a viable *Cryptococcus neoformans* strain deficient for chitosan production of the present teachings. In some aspects, the administering by inhalation can comprise nasal inhalation.

[0039] In various embodiments, the present teachings include a vaccine against *Cryptococcus gattii* infection, comprising an inactivated *Cryptococcus gattii* strain deficient for chitosan production. In various configurations, the *Cryptococcus gattii* strain deficient for chitosan production can be an inactivated *Cryptococcus gattii* strain deleted for at least one chitin deacetylase (cda) gene. In various aspects, at least one chitin deacetylase (cda) gene deletion can be selected from the group consisting of cda1Δ, cda2Δ and cda3Δ. In some aspects, a *Cryptococcus gattii* strain deficient for chitosan production can be an inactivated *Cryptococcus gattii* strain deleted for at least two chitin deacetylase (cda) genes. In some aspects, the at least two chitin deacetylase (cda) gene deletions can be selected from the group consisting of cda1Δcda2Δ, cda1Δcda3Δ and cda2Δcda3Δ. In some aspects, the *Cryptococcus gattii* strain deficient for chitosan production can be an inactivated *Cryptococcus gattii* strain deleted for at least three chitin deacetylase (cda) genes. In some aspects, the *Cryptococcus gattii* strain deficient for chitosan production can be an inactivated *Cryptococcus gattii* strain

cda1Δcda2Δcda3Δ. In some aspects, the inactivated *Cryptococcus gattii* strain deficient for chitosan production can be a heat-killed *Cryptococcus gattii* strain deficient for chitosan production. In some configurations, a vaccine against *Cryptococcus gattii* infection of the present teachings can further comprise a pharmaceutically acceptable vehicle for inhalation administration. In some aspects, the pharmaceutically acceptable vehicle can comprise a buffer. In some aspects, the pharmaceutically acceptable vehicle can be a phosphate-buffered saline.

[0040] In various embodiments, a vaccine against *Cryptococcus gattii* can comprise a viable *Cryptococcus gattii* strain deficient for chitosan production and a pharmaceutically acceptable vehicle for inhalation administration. In some aspects, the *Cryptococcus gattii* strain deficient for chitosan production can be a viable *Cryptococcus gattii* strain deleted for at least one chitin deacetylase (cda) gene. In some aspects, the at least one chitin deacetylase (cda) gene deletion can be selected from the group consisting of cda1Δ, cda2Δ and cda3Δ. In some aspects, the *Cryptococcus gattii* strain deficient for chitosan production can be a viable *Cryptococcus gattii* strain deficient for chitosan production can be a viable *Cryptococcus gattii* strain deleted for at least two chitin deacetylase (cda) genes. In some aspects, the at least two chitin deacetylase (cda) gene deletions can be selected from the group consisting of cda1Δcda2Δ, cda1Δcda3Δ and cda2Δcda3Δ. In some aspects, the *Cryptococcus gattii* strain deficient for chitosan production can be a viable *Cryptococcus gattii* strain deleted for at least three chitin deacetylase (cda) genes. In some aspects, the *Cryptococcus gattii* strain deficient for chitosan production can be a viable *Cryptococcus gattii* strain cda1Δcda2Δcda3Δ. In some aspects, the pharmaceutically acceptable vehicle can comprise a buffer. In some aspects, the pharmaceutically acceptable vehicle can be a phosphate-buffered saline.

[0041] In various embodiments, a pharmaceutically acceptable composition for a vaccine against *Cryptococcus gattii* infection can comprise the inactivated *Cryptococcus gattii* strain deficient for chitosan production of the present teachings in a nose drop formulation. In various embodiments, the pharmaceutically acceptable composition for a vaccine against *Cryptococcus gattii* infection can comprise the inactivated *Cryptococcus gattii* strain deficient for chitosan production of the present teachings in a nasal spray formulation.

[0042] In various embodiments, methods of inducing immunity against *Cryptococcus gattii* can comprise administering to a subject by inhalation an immunity-inducing amount of a composition comprising an inactivated *Cryptococcus gattii* strain deficient for chitosan production of the present teachings. In some aspects, the administering by inhalation can comprise nasal inhalation.

[0043] In various embodiments, a vaccine against *Cryptococcus gattii* infection can comprise a viable *Cryptococcus gattii* strain deficient for chitosan production. In some aspects, the *Cryptococcus gattii* strain deficient for chitosan production can be a viable *Cryptococcus gattii* strain deleted for at least one chitin deacetylase (cda) gene. In some aspects, the at least one chitin deacetylase (cda) gene deletion can be selected from the group consisting of cda1Δ, cda2Δ and cda3Δ. In some aspects, the *Cryptococcus gattii* strain deficient for chitosan production can be a viable *Cryptococcus gattii* strain deleted for at least two chitin deacetylase (cda) genes. In some aspects, the at least two chitin deacetylase (cda) gene deletions can be selected from the group consist-

ing of *cda1Δcda2Δ*, *cda1Δcda3Δ* and *cda2Δcda3Δ*. In some aspects, the *Cryptococcus gattii* strain deficient for chitosan production can be a viable *Cryptococcus gattii* strain deleted for at least three chitin deacetylase (*cda*) genes. In some aspects, the *Cryptococcus gattii* strain deficient for chitosan production can be a viable *Cryptococcus gattii* strain *cda1Δcda2Δcda3Δ*. In some aspects, the viable *Cryptococcus gattii* strain deficient for chitosan production can be a heat-killed *Cryptococcus gattii* strain deficient for chitosan production. In some aspects, a vaccine against *Cryptococcus gattii* infection of the present teachings can further comprise a pharmaceutically acceptable vehicle for inhalation administration. In some aspects, the pharmaceutically acceptable vehicle can comprise a buffer. In some aspects, the pharmaceutically acceptable vehicle can be a phosphate-buffered saline.

[0044] In various embodiments, a vaccine against *Cryptococcus gattii* can comprise a viable *Cryptococcus gattii* strain deficient for chitosan production and a pharmaceutically acceptable vehicle for inhalation administration. In some aspects, the *Cryptococcus gattii* strain deficient for chitosan production can be a viable *Cryptococcus gattii* strain deleted for at least one chitin deacetylase (*cda*) gene. In some aspects, the at least one chitin deacetylase (*cda*) gene deletion can be selected from the group consisting of *cda1Δ*, *cda2Δ* and *cda3Δ*. In some aspects, the *Cryptococcus gattii* strain deficient for chitosan production is a viable *Cryptococcus gattii* strain deleted for at least two chitin deacetylase (*cda*) genes. In some aspects, the at least two chitin deacetylase (*cda*) gene deletions can be selected from the group consisting of *cda1Δcda2Δ*, *cda1Δcda3Δ* and *cda2Δcda3Δ*. In some aspects, the *Cryptococcus gattii* strain deficient for chitosan production can be a viable *Cryptococcus gattii* strain deleted for at least three chitin deacetylase (*cda*) genes. In some aspects, the *Cryptococcus gattii* strain deficient for chitosan production can be a viable *Cryptococcus gattii* strain *cda1Δcda2Δcda3Δ*. In some aspects, the pharmaceutically acceptable vehicle can comprise a buffer. In some aspects, the pharmaceutically acceptable vehicle can comprise phosphate-buffered saline. In some aspects, the pharmaceutically acceptable composition for a vaccine against *Cryptococcus gattii* infection can comprise the viable *Cryptococcus gattii* strain deficient for chitosan production of the present teachings in a nose drop formulation. In some aspects, a pharmaceutically acceptable composition for a vaccine against *Cryptococcus gattii* infection can comprise the viable *Cryptococcus gattii* strain deficient for chitosan production of the present teachings in a nasal spray formulation. In some aspects, a method of inducing immunity against *Cryptococcus gattii* can comprise administering to a subject by inhalation an immunity-inducing amount of a composition comprised by a viable *Cryptococcus gattii* strain deficient for chitosan production. In some aspects, the administering by inhalation can comprise nasal inhalation.

BRIEF DESCRIPTION OF THE DRAWINGS

[0045] FIG. 1A-B illustrate that mice exposed to *Cryptococcus neoformans cda1Δcda2Δcda3Δ* survive wild type *Cryptococcus neoformans* infection.

[0046] FIG. 2A-B illustrates that mice exposed to heat-killed *Cryptococcus neoformans cda1Δcda2Δcda3Δ* survive wild type *Cryptococcus neoformans* infection.

[0047] FIG. 3 illustrates an experimental protocol for testing *Cryptococcus neoformans cda1Δ* as a vaccine.

[0048] FIG. 4 illustrates a survival curve of a *cda1Δ* pilot experiment described in FIG. 3.

[0049] FIG. 5 illustrates a survival curve of vaccinated mice immunized with *C. neoformans cda1Δ* challenged with R265 (*C. gattii*).

[0050] FIG. 6 illustrates a survival curve of vaccinated mice immunized with *C. neoformans cda1Δ* challenged with WM226 (*C. gattii*).

[0051] FIG. 7 illustrates that 129 mice immunized with *Cryptococcus neoformans cda1Δcda2Δcda3Δ* survive when challenged with *C. neoformans*.

[0052] FIG. 8 illustrates that A/J mice immunized with *Cryptococcus neoformans cda1Δcda2Δcda3Δ* survive when challenged with *C. neoformans*.

[0053] FIG. 9 illustrates that 129 mice immunized with *Cryptococcus neoformans cda1Δcda2Δcda3Δ* survive when challenged with *C. neoformans*.

[0054] FIG. 10 illustrates fungal burden for surviving mice of different strains after the conclusion of survival experiments.

[0055] FIG. 11 illustrates that CBA/J mice immunized with heat-killed wild type cells grown in YNB pH 7.0 medium buffered to pH 7.0 survive when challenged with *C. neoformans*.

[0056] FIG. 12 illustrates chitosan levels present in mouse lungs when inoculated with wild type or *cda1Δ C. neoformans*.

[0057] FIG. 13 illustrates chitosan levels present in wild type *C. neoformans* cells when grown on YPD medium or YNB medium buffered to pH 7.0.

DETAILED DESCRIPTION

[0058] The present inventors have developed vaccines and administration protocols against infection by *Cryptococcus* fungi, including *Cryptococcus neoformans* and *Cryptococcus gattii*. In various embodiments, a vaccine of the present teachings can provide significant protection against exposure to a virulent *Cryptococcus* strain, such as a wild type *Cryptococcus neoformans* or *Cryptococcus gattii*, up to 100% protection.

[0059] As used herein, an “inactivated” *Cryptococcus* refers to a *Cryptococcus* fungus that has been disabled or killed such that it is unable to reproduce upon infection of a host organism, or grow in a standard nutrient medium. Inactivation of a *Cryptococcus*, including *Cryptococcus* deficient for chitosan production, can be accomplished by any method known to skilled artisans. In various configurations, an inactivated *Cryptococcus* fungus of the present teachings can comprise heat-killed or heat-attenuated *Cryptococcus*, such as but not limited to heat-killed *C. neoformans cda1Δ*, *C. neoformans cda2Δ*, *C. neoformans cda3Δ*, *C. neoformans cda2Δcda3Δ*, *C. neoformans chs3Δ*, *C. neoformans csr2Δ* or any combination thereof, such as, without limitation *C. neoformans cda1Δcda2Δcda3Δ*. In various configurations, an inactivated *Cryptococcus* fungus of the present teachings can comprise heat-killed or heat-attenuated *Cryptococcus*, such as but not limited to heat-killed *C. gattii cda1Δ*, *C. gattii cda2Δ*, *C. gattii cda3Δ*, *C. gattii chs3Δ*, *C. gattii csr2Δ* or any combination thereof, such as, without limitation *C. gattii cda1Δcda2Δcda3Δ*. In some configurations, an inactivated *Cryptococcus* strain deficient for chitosan production can comprise *Cryptococcus* that is deficient for chitosan production and has been killed by exposure to heat, to electromagnetic radiation such as ultraviolet light, gamma ray radiation, or x-ray radiation, by exposure to

nuclear radiation such as exposure to an alpha particle emitting source or a beta particle emitting source, by exposure to toxic levels of one or more chemicals, by photodynamic inactivation (Rodrigues, G. B., et al., Photochemistry and Photobiology 88:440-447, 2012; Fuchs, B. B., et al., Antimicrobial Agents and Chemotherapy 51: 2929-2936, 2007), or any combination thereof. In some configurations, effectiveness of an inactivating treatment can be tested by plating treated samples on nutrient plates under standard conditions; a treatment can be considered inactivating if no colony forming units develop.

[0060] Methods and compositions described herein utilize laboratory techniques well known to skilled artisans, and can be found in laboratory manuals such as Sambrook, J., et al., Molecular Cloning: A Laboratory Manual, 3rd ed. Cold Spring Harbor Laboratory Press, Cold Spring Harbor, N.Y., 2001; Spector, D. L. et al., Cells: A Laboratory Manual, Cold Spring Harbor Laboratory Press, Cold Spring Harbor, N.Y., 1998; Nagy, A., Manipulating the Mouse Embryo: A Laboratory Manual (Third Edition), Cold Spring Harbor, N.Y., 2003 and Harlow, E., Using Antibodies: A Laboratory Manual, Cold Spring Harbor Laboratory Press, Cold Spring Harbor, N.Y., 1999. Methods of administration of pharmaceuticals and dosage regimes, can be determined according to standard principles of pharmacology well known skilled artisans, using methods provided by standard reference texts such as Remington: the Science and Practice of Pharmacy (Alfonso R. Gennaro ed. 19th ed. 1995); Hardman, J. G., et al., Goodman & Gilman's The Pharmacological Basis of Therapeutics, Ninth Edition, McGraw-Hill, 1996; and Rowe, R. C., et al., Handbook of Pharmaceutical Excipients, Fourth

Edition, Pharmaceutical Press, 2003. As used in the present description and any appended claims, the singular forms "a", "an" and "the" are intended to include the plural forms as well, unless the context indicates otherwise.

[0061] In various embodiments, a *Cryptococcus* fungus, including without limitation *Cryptococcus neoformans* or *Cryptococcus gattii* comprising mutations in at least one, at least two, or at least three chitin deacetylase (*cda*) genes and/or chitin synthase genes and/or chitin synthase regulator genes can be obtained and grown by established procedures (See, e.g., Baker, L. G., et al., *Eukaryotic Cell* 6: 855-867, 2007 and Baker, L. G., et al., *Eukaryotic Cell* 10: 1264-1268, 2011). A mutation can interfere with, inactivate, or eliminate a gene or its encoded protein product. In various embodiments, a *Cryptococcus* fungus, including without limitation either *Cryptococcus neoformans* or *Cryptococcus gattii* of the present teachings deficient for chitosan can be obtained and grown by established procedures.

[0062] In various embodiments, *Cryptococcus neoformans* strains of the present teachings can comprise the following DNA sequences.

C. neoformans CDA1 (CNAG_05799):

[0063] Wild type gene: Bolded regions are predicted introns. The sequences between the double-underlined sequences are deleted in the deletion strain. GGCCCTCTACTCTACCTTCG (SEQ ID No:1) and GCCGCCTCTAACACTTCTTC (SEQ ID No:2) are the primer sequences used for deletion. The residues in bold and italicized typeface are the sites used for creating active site mutants. In some configurations, selectable markers (not indicated) can be inserted in place of the deleted portions.

(SEQ ID No.: 3)

GCCGAACAGCGCAGGTCAGGGAGAGCATTTCTAGCGTGCCTTGGTAGATCGTTATCGCGGATT
TACTTTCCAGGCCCTGGGCGCTTCCAGCCATCAGCCAAGGATAAAAGCGCGTGCCTCTTCC
TTTTATCATTAATACTTTTATCCTCCTCAGCACCCACGCTCTGTGATTCCATCTCTTCCCTCT
CGCATTCAAGCAGCCTTTCATTCTTTCTCCGTCCTCCGGT**GAGTGCGACGCCCGCCGCTGC**
CATTCCACACGATGACTTGAGACGCGTCTTCCCGCTATAGCCGACGCCCTTTTCGTTTTTC
TTGGCGTTTTGTACATTGCCACATTGAGCAGCACAGCTTACTTGTGACAGCAAAAATCCA
ACTTCAAACAGCTCTTCAGCATCAACTCTATCACTCTTTCATCTCTTGTCAACTTCTCTTCC
TTCTCGCTCCAAAAGCGGAATTTCCGCC **ATG**TTTACATTGCTGCCTTCTCTGCTCTTCTAAT
TTCCCTCGCTGGTGGTGGCGCAGACTACAGGCACATCGGTTGACAGTAGCATCTTAACTA
AGACTGCTGACTCTACCGTCCCTCTGGTTTCTCCATTCCGT**GAGTACTCTCGACTTTTCCG**
TCAAACCTCCAGTCTCGCCACAGGCCATAGCGAAACAATGAGCCAAGCGCCACCGCAACCGTG
CCCATCATTATCTCCCACTAATTCCTTTAACCAAACGTAGCTTTTAGAGGCCAAAATGCTGA
CAAGTGCCTTTTTAGTGTCTTTGAGCGAGCTCAGTCTGGTGCCCCACTGACTCTACTGTGG
CCCTCTACTCTACTTTCGCGCCCGGTGCCACCTACCGTTTCTGGTGCCCTGTCTCCCT
ACCAGTGCCCTCACCATCGCCGATTATCCAGCTTTAGATGTACCCCTCTACCAACTCTCTC
TTTGGTTAAGGACTGGATGGCCAAGGT**GAGTTGTGTTGAGTCCGAAAAGGCCACCAGAAGAG**
CTAACAGTTGGATTAGATCGACTTGTCGAAGGTGCCAGTTATAATGTGACAACGGGCGGATT
GTTCTACTGACCGGCTGCTATCAGCGACGGTCGATGCTGGTGGACTTGTGGTGGTTGCACT
CGGGAACCGCATTGTCGAGTGTCTGACAAGAATGTTGGGGTCTCTCTTAC **GATGATGG**

- continued

TCTTCGTTGTGGCTCTCGTGTCTTTCTCGACCCGAGATGCTCCAAACCGAATACATGTCT
 GGACACCAGATCTCTATCCACACTTGGTCTCACCCTGCACTTACTACTCTTACCAACGAGGA
 AATTGTTGCCGAGCTTGGTTGGACAATGAAGGCATCAAGGACACCCCTGGCGTCACCCCAA
 ACACCTTC **CGA**CCCCCTTATGGTGACATTGATGACCGTGTTCGAGCTATTGCTGCTCAGATG
 GGCTTGACCCCTGTTATCTGGACTTCTTACACTGATGGCTCAACCACTGTTAACTTTGACAC
 TGTAGGCTTATCTTGGACTTTCGCAATAATCTTACTAACGAAATGACAGAAC **GAC**TGGCAGAT
 CAGTGGTGGTACCGCCACCGCGCTTCTTCTTATGAGACCTTTGAGAAGATTCTCACCGAAT
 ACGCCCCAAAGTTGGACACTGGTTTTCATCACTCTTGAGCACGACAGTAAGTCTTGTCTATCC
 GTCTTGCATAATAATCTTACGCTATACCTTTACAGTCTACCAGCAGAGTGTGACCTTGCT
 GTTGGTTACATTTTGCCCCAAGTTCTCGCCAACGGTACCTATCAGCTCAAATCCATCATCAA
 CTGTTTGGGCAAGGACAGTAAGTTGCCCTCCGCTAATCAGAAAAGGTTGTGGGCTAAGATGAT
 ACACAGCCTCCGAAGCATACTTGGACTTTCATCCAACAGACTACTACTCAGATCACTGCA
 GCCACCGGCTCCAGTCTACCTTCTTCCAGCCATTGTTGGCACTGCTACCGGTGCTGAAGT
 CTCTGCACCTTCTGAGGCCACTGGCAGCACTGCCGCTGGCTCTGCTGCCTCCACCACTAGTG
 GTTCTGGCGCCAGCGCTTCTACAGGCGCGCCTTAACACTTCTTCCAGCGGTCTGGTCGA
 TCAGCCACCATGGTGGTGGCCCTCATTGCTCTTGCCGCTGTTGCCGTTGGTATGGTATATGT
 CGCC **TAA**GTATTTCAAGGCTTTCAATGTAACGATGGATGGGGATGGGTGGTGGGGGGGAGG
 GAAGTGTGTCTAATGGGCTATACTTGGCTATACTTTGCCCTCAAATCCATCAAGTATTAAT
 AGCTGAACCATCTTTCGTTGAACCGTCTTTCATTGTGAACCATTTGTCTTTTGTATCTTCA
 AAGTTTGATCCATTATGAATATCATGGACATTTTGAACGTTTTGAACATCCATGACTTTTC
 ATTCGATCGATCTGAACGTGTTGTTGTGCATACCTCGCAACAAGCTTTCAATGGATGGCTT
 CAC

[0064] Mutant A is a triple point mutant that can be D166,
 R254 and D 294-catalytically inactive mutant:

[0065] The sequence of the mutant gene can comprise the
 mutated residues:

(SEQ ID No. : 4)

GCCGAACAGCGCAGGTCAGGGAGAGCATTTCTAGCGTGCCTTGGTAGATCGTTATCGCGATT
 TACTTTCAGGCCCCGGGCGCTTCCAGCCATCAGCCAAAGGATAAAAAGCGGTGCCCTCTTC
 TTTTCATCATTAACTTTTATCCTCCTCAGCACCCACGCTCTGTGATCCATCTCTTCTCCT
 CGCATTCAAGCAGCCTCTTCATTTCTTCTCCGTCCTGGT**GAGTGCGACGCCCCGCGCTGC**
CATTTCCACACGATGACTTGAGACGCGTCTTCCCGCTATAGCCGACGCCCCCTTTTCGTTTTTC
TGGCGTTTTGTACATTTGCCACATTGAGCAGCACAGCTTACTTGTGTCAGCAGCAAAAATCCA
 ACTTCAAACAGCTCTTACGATCAACTCTATCACTCTTTCATCTCTTGTCAACTTCTCTTCC
 TTCTCGCTCCAAAAGCGGAATTTCCGCC **ATG**TTTACATTCGCTGCCTTCTCTGCTTCTAAT
 TTCCTCGCTGGTGGTGGCGCAGACTACAGGCACATCGGTTGACAGTAGCATCTTAACTA
 AGACTGCTGACTCTACCGTCCCTCTGGTTTCTCCATTCCGTGAGTACTCTCGACTTTTCCG
 TCAACCTCCAGTCTCGCCACAGGCCATAGCGAACAAATGAGCCAAGCGCCACGCGAACCGTG
 CCCATCATTATCTCCACTAATTCCTTTAACCAAACGATAGCTTTTAGAGGCCAAATGCTGA

- continued

CAAGTGC**GT****TTTTAGT**GCCTTTGAGCGAGCTCACGTCTGGTGCCCCACTGACTCTACTGTGG
CCCTTACTCTACCTTCCGCGCCGGTGCCACACCTACCGTTTCTGGTGCCCCTGTCCTCCCT
 ACCAGTGCCTCACCATCGCCGATTATCCAGCTTTAGATGTCACCCCTCCTACCAACTCCTC
 TTTGGTTAAGGACTGGATGGCCAAGGT**GAGTTGTGTTGAGTCCGAAAAGGCACCAGAAGAG**
CTAACAGTTGGATTAGATCGACTTGTCCAAGGTGCCAGTTATAATGTGACAACGGGCGATT
 GTTCTACTGACGCGGTCTATCAGCGACGGTCGATGCTGGTGGACTTGTGGTGGTTGCACT
 CGGGAAACCGACATTGTGAGTGTCTGACAAGAATGTTGGGGTCTCTCTTAC **AAC**GATGG
 GCCTTCTCCCTTACCCTCTCCTAATTGATTACCTTCAGGAGAAGAATCAAGACCACCT
 TCTTCGTTGTGGCTCTCGTCTCTTCTCGACCCGAGATGCTCAAACCGAATACATGTCT
 GGACACCAGATCTCTATCCACACTTGGTCTCACCCTGCACTTACTACTCTTACCAACGAGGA
 AATTGTTGCCGAGCTTGGTTGGACAATGAAGTCATCAAGGACACCCTTGGCGTCACCCCAA
 ACACCTTC **GCT**CCCCCTTATGGTGACATTGATGACCGTGTTCGAGCTATTGCTGCTCAGATG
 GGCTTGACCCCTGTTATCTGGACTTCTTACACTGATGGCTCAACCACTGTTAACTTTGACAC
TGTAGGCTTATCTTGACTTTCGCAATAATCTTACTAACGAAATGACAGAAC **AAC**TGGCACAT
 CAGTGGTGGTACCGCCACCGCGCTTCTTCTTATGAGACCTTTGAGAAGATTCTCACCGAAT
 ACGCCCCAAAGTTGGACACTGGTTTCATCACTCTTGAGCACGACAGTAAGTCTTGTCTATCC
GTCTTGCAATAATAATCTGACGTATACCTTTACAGTCTACCAGCAGAGTGTGACCTTGCT
 GTTGGTTACATTTTGCCCCAAGTTCTCGCCAACGGTACCTATCAGCTCAAATCCATCATCAA
 CTGTTTGGGCAAGGACAGTAAGTTGCCTCCGCTAATCAGAAAAGGTTGTGGGCTAAGATGAT
ACACAGCCCTCCGAAGCATACTTGGACTTCATCCAACAGACTACTACTCAGATCACTGCA
 GCCACCGGCTCCAGTCTACCTTCTTCCAGCCATTGTTGGCACTGCTACCGGTGCTGAAGT
 CTCTGCACCTTCTGAGGCCACTGGCAGCACTGCCGCTGGCTCTGCTGCCTCCACCACTAGTG
 GTTCTGGCGCCAGCGCTTCTACAGGCGCGCCTTAACACTTCTTCCAGCGGTCTGGTTCGA
 TCAGCCACCATGGTGGTGGCCCTCATTGCTCTTGCCGCTGTTGCGGTTGGTATGGTATATGT
 CGCC **TAA**GTATTTCAAGCTTTCAATGTAACGATGGATGGGGATGGGTGGTGGGGGGGAGG
 GAAGTGTGTCATAATGGGCTATACTTGGGCTATACTTTGCCCTCAAATCCATCAAGTATTAAT
 AGCTGAACCATCTTTCGTTGAACCGTCTTTCATTGTGAACCATTGTCTTTTGTATCTTCA
 AAGTTGATCCATTATGAATATCATGGACATTTTGAACGTTTTGAACATCCATGTACTTTTC
 ATTCGATCGATCTGAACGTGTTGTTGTGCATACCTCGCAACAAGCTTTCATGGATGGCTT
 CAC

[0066] Mutant B is a mutant in which the potential Zinc binding site viz: D167, H216 and H220 are mutated.

(SEQ ID No.: 5)

GGAAACAATAACAAGCACAACCGCACAAAAGCCGAACAGCGCAGGTACGGGAGAGCATTTCT
 AGCGTGCCTTGGTAGATCGTTATCGCGATTTACTTTCCAGGCCCTGGGCGCTTCCAGCCATC
 AGCCAAAGGATAAAAAGCGGTGCCCTCTTCTTTTCATCATTAACTTTTATCCTCCTCAGCAC
 CCAGGCTCTGTGATTCATCTCTTCTCCTCGCATTCAAGCAGCCTCTTCATTTCTTTCTC
 CGTCCCGGTGAGTGGCAGCGCCCGCGCTGCCATTCCCAACAGATGACTTGAGACGCGTCTTC
 CCGCTATAGCCGACGCCCTTTTCGTTTCTTGGCGTTTGTGCATTTGCCACATTGAGCAG

-continued

CACAGCTTACTTGTTCAGCAGCAAAAATCCAACCTTCAAACAGCTCTTCAGCATCAACTCTATC
ACTCTTTCATCTCTTGTCAACTTCTCTTCCCTTCTCGCTCCAAAAGCGGAATTTCCGCC **ATGTT**
TACATTGCTGCTTCTCTGCTCTTCTAATTTCCCTCGTGGTGTGGTGGCGCAGACTACAG
GCACATCGGTTGACAGTAGCATCTTAACCTAAGACTGCTGACTCTACCGGTCCCTCTGGTTTC
TCCATTTCCGTGAGTACTCTCGACTTTTCCGTCAAACCTCCAGTCTCGCCACAGGCCATAGCGA
ACAATGAGCCAAGCGCCACGCGAACCGTGCCCATCATTATCCTCCACTAATTCCTTTAAC
CAAACGTAGCTTTTAGAGGCCAAATGCTGACAAGTGCCTTTTAGTGCTTTGAGCGAGCTCA
CGTCTGGTGCCCCACTGACTCTACTGTGGCCCTTACTCTACCTTCGCGGCCGGTGCACACA
CCTACCGTTTCTGGTGCCCTGTCTCCCTACCAGTGCCCTCACCATCGCCGATTATCCAGC
TTTAGATGTCACCCCTCTACCACTCCTCTTTGGTTAAGGACTGGATGGCCAAGGTGAGTT
GTGTTGAGTCCGAAAAGGCACCAGAAGAGCTAACAGTTGGATTAGATCGACTTGTCCAAGG
TGCCAGTTATAATGTGACAACGGGCGATTGTTCTACTGACGCGGCTGCTATCAGCGACGGT
CGATGCTGGTGGACTTGTGGTGGTTGCACTCGGGAACCGACATTGTCGAGTGTCTGACAA
GAATGTTTGGGTCTCTCTTACGAT **AAC**GGGCCCTTCCCTTCACCCCTCTCCTAATTGATT
ACCTTCAGGAGAAGAACATCAAGACCCTTCTTCTGTTGTGGCTCTCGTGTCTTTCTCGA
CCCGAGATGCTCAAACCGAATACATGTCTGGACACCAGATCTCTATC **GCC**ACTTGGTCT **GC**
CCCCGCACTTACTACTCTTACCAACGAGGAAATGTTGCCGAGCTTGGTTGGACAATGAAGG
TCATCAAGGACACCCTTGGCGTCAACCCAAACACTTTCGCTCCCCCTTATGGTGACATTGAT
GACCGTGTTCGAGCTATTGCTGCTCAGATGGGCTTGACCCCTGTTATCTGGACTTCTTACAC
TGATGGCTCAACCACTGTAACTTTGACACTGTAGGCTTATCTTGACTTTCGCAATAATCTT
ACTAACGAAATGACAGAACAACCTGGCACATCAGTGGTGGTACCGCCACCGGCGCTTCTCTT
ATGAGACCTTTGAGAAGATTCTCACCGAATACGCCCAAAGTTGGACACTGGTTTTCATCACT
CTTGAGCACGACAGTAACTTGTCTATCCGTCTTGCAATAATAATCCTGACGTATACCTTT
ACAGTCTACCAGCAGAGTGTGACCTTGCTGTTGGTTACATTTTGCCCAAGTTCTCGCCAA
CGGTACCTATCAGCTCAAATCCATCATCAACTGTTTGGGCAAGGACAGTAACTTGCCTCCGC
TAATCAGAAAAGGTTGTGGCTAAGATGATACACAGCCTCCGAGCATAACATTGAGACTTCA
TCCAACCAGACTACTACTCAGATCACTGCAGCCACCGGCTCCAGTCTACCTTCTTCCAGCC
CATTGTTGGCACTGCTACCGGTGCTGAAGTCTCTGCACCTTCTGAGGCCACTGGCAGCACTG
CCGCTGGCTCTGCTGCCACCACCTAGTGGTTCTGGCGCCAGCGCTTCTACAGGCGCCGCC
TCTAACACTTCTTCCAGCGGTCTGGTCGATCAGCCACCATGGGTGGTGCCTCATTGCTCT
TGCCGCTGTTGCGGTTGGTATGGTATATGTCGCC **TAA**GATTTTCAAGGCTTTCATGTAACG
ATGGATGGGGATGGGTGGTGGGGGGAGGGAAGTGTCTAATGGGCTATACTTGGGCTA
TACTTTGCCTCAAATCCATCAAGTATTAATAGCTGAACCATCTTTCGTTGAACCGTCTTCA
TTGTGAACCATTTGTCTTTTGTATCTTCAAAGTTTGTATCCATTATGAATATCATGGACATT
TTGAACGTTTGAACATCCATGACTTTTCATTGATCGATCTGAACGTGTTGTTGTGCATA
CCTCGCAACAAGCTTTCATGGATGGCTTACAGATC .

[0067] CDA2: CNAG_01230: chitin deacetylase 2: The sequences between the underlined sequences are deleted in the deletion strain.

(SEQ ID No. : 6)

GAAAATCACAGCACAGCAACATAACAAACCGCAAACAAAAGGTAGAAGTAAAAATAGCAAATAGC
 GCAGAATAACCGACATCGCCCTCATAAAACGAAGGCTCAAAGCTCGGCTGCTGATTCTCATTTCTCTC
 ATCTCCATTCTTCTTTCTCATCGTATTACCTTTTCCGCTCTTTATCTCCAAGAACAATAATAATCTTTTCG
 CCTCTTAATCACACAGGCGAA **ATGA**TCCCTTCCACCGCCGCGCCCTCCTCACCTCACAGCTGGTGC
 CGCCTTCGCCCATACCGGATGTGGTGGCCACGAGATTGGTCGGCGAAATGTTGGCGGTCCCATGTT
 GTATCGTCGAGCTGTCACCGATGAAGCTAGTGTCTGTCTAGTACAGGTAGGTTAATAACAATACAAT
 ACAATCGTATTCTATGACAATGACTGACCATAACGACCACGTAGACATCAACACCGAGTGTACAGCC
 TACAGTTATGCCCCGTGACCGAGTTGATATCCTCTTTCCCGACTATTTGGCAGACTGCTTCCATCCCC
 TCCAATGACACAGAAGCCCAACAACCTTTTGGGAAAATTAACCTCCACTCTTAATACCAAGATTCCAAA
 TGATGTACCCACGGAACCCACGGGTGATTGGACCGGTGGAAGTACTCTAACAGTGACCCGGA
 CTGTTGGTGGACTCATAACAAGTGCACGACTCCTTCCAACGACTGGTTTGAAGCCGATATCTCC
 ATCGCACCCGAGCCAATGACATGGGGTTTGGGTTTGGACGATGGACCTAACTGTAGTACAAAGCTT
 TGATGATCTTCTTTGGAGAACAACAGAGGCTACCATGTACGTGATCATCTCTCTTTATTTCATGTC
 CAACTTATGTATGTAAAAGGTTTTTCATTGGATCCAATGTCTTGGACTGGCCTCTCCAGGCTATGAG
 GGCTCACGACGAAGGTCATGAAATATGTGTTTACACCTGGTCTCATCAATACATGACCGCCCTCAGT
 AACGAGGTCTGCTTTGCCGAATTGACTACACCCAGAAAGCCATCAAGGCTGTTCTCGGAGTTACTC
 CCCAGTGTGGTATGTTGGCACTTTGGTGAATCGTGTGAGACTATAGCTAATGATGACACAGGCG
 ACCTCCGTACGGTGTGTCGACAACAGAGTTCGTATGATTGCCGAGGGACTCAACCTGACTACCATC
 ATCTGGTCAGACGACACCGATGACTGGGCGGCTGGAACCAACGGCGTCACTGAGCAAGACGTCACA
 AATAACTACCAGTCAGTGATCGACAAGGCTGGTAACGGTACATACACTACTCACGGCCCGTTGTTC
 TTAACCACGAGCTCAGTAAGTCTCTCCAACGACTAAACCGATGTTTGTCTACGATGTCTCTTCAGC
 CAACTACACCATGTCTGCTTTCATGACTATGTTCCCAAGATCAAATCAGCTTTCAACTACATTGTCCC
 CATTGCACTGCATACAACATCACCAACCATATGCCGAAAGTAATATCACTTGTCCCAACTTTGAAA
 CTTACATCTCTGGTGTCAAAACATCAGCAGCTCTACCACTCAGAAAGATGGAAGCAGCTCAACAAA
 CACTGCTTCTGGTTCGGCGCCGCTGGTAGTGCCAGTGCCACTAGCAGCAGCAGACTCAAGCAG
 CTCTGGTGGCTCAAGCGGCTCTAGTGGCTCAAACAACGCTAGCAGTGGTGGCTTTGGGCATGTTTCGAC
 AGTTTGTGAGGAGTGGGCTTATTTTGGGGGTGAGTTGCTGGTGTGATGCTGCTG **TAA**TGTGAT
 GTGCTTTAGCACGAAAAAATGGACAGTATATCAAACGTCACATGACGTACTATGTATCCAAACGGA
 GGTTCCGGTGAGACACCCGTAATCTAATTCIGTTAAGGGCATTTGATGATGTGAGTCTACGTAG
 TGCCGAAACGAAGATTGAGTTTCTGTTATCTAACAGACGAAAAGGAACGCTGATATGCACTGCCATT
 TATCTGAGATCCAATG

[0068] *C. neoformans* var. *grubii* H99 (CNA3): CNAG_01239—chitin deacetylase: CDA3

[0069] The sequences of the primers are underlined. The sequence between the underlined primer sequences are deleted. In CDA3 deleted strains around 3049 bp of chromosomal sequence has been deleted out of which 1528 bp actually belong to CDA3 genomic region.

(SEQ ID No. : 7)

GGCATGTCGTGATTAATTATTGACATTTTGTCTATTTCGTTTCAGATCCAGTAATAGTTTTTTCTCTT
TATCTTTGTTGTGTGAGTTGAAATGAAGTGGGGGGCGTTCGACTTGGGTGTAATTCTTCATCGCCTGC
TGAACAGGTTGCACGTGTGGCAAGGAGAGCAGTTGGTGTGGATTGGATAGGACTTTTTCTTGGTCT
ATACGACAATCAATAGCCCCGAAGATAGTAGATCAGATGATATGATATATGCTGATTATCTTCATTGG
GCTAGCACAGCACAGCGTTAGCAGACGGTAGCAGTCATGCTTTTCTCACCTCAGTCCATCGGAGATT
GAAGATCGGAGATCCTGTGTGTACATGCATGAGCTGTGTAAAGGGACAATTGCAGAACACTGCA
ATGAACTAACTATTAAGTAGGAGCTTGAAGTCAGGAGATCAATGATCAGGAAGAAAAATCATCGG
AATTCCCATGCTATTTGTGTACATATAATAAGATGCACATTTGTTCTGAGCGATAATTTGCTTTTTAT
ATCTATCCATTTAGGCTAATACCAGTACTACGTAATTCGCATTTACAGTTACAGAGTAGTACATAC
GTACAGATAACACAGCATCACAAACCCAGATACCACCACAGACTGCATCACAGTAGCAACATGGAGT
CTGAGCTTTGGGAGTTGATTGAGAGACTTGTGAATTGCCTGTGAAGAGCCGTATAATTGACTGTCT
GAAATTACTGTCTTTAATGGGGACTGGAGACTCATCAATAAAACTTGACTCGCATGTTGAGGAC
CATTGATGCCGTGAGCATGTGTTTATTATGGATATGGACGGATACTATGGCTAAGTAAGAATCTGAT
GTTCTGTTATTGCCTCTTTCATCATACAGTTCGGCGAACCTTGTGCAAAGATAGCCCTGAGATA
AGTGTACGACGGAAACATGTCCCTGAGCGACGGGTATGAAATATTCAGGGTCTTCAAGTTCGCAA
TCCGCAATCCGGCATTTCACCATTTGCCGTATCCGGCTCCGTACGTATTCCACCAAGAA
TCTAACACAACCAACAACACCTATAAACTTCACTGCTTCTCCCTCCCTTCTTCATCAGCGCTG
CCCCCTCCATCCTTACCTCCCTACTGCCTATACCACGATCCTTCCCTCACACATAACCTCCTCCTC
TCTCTTTCTCCCTATCTTTCTTCCGTACGTCTGTTACTCACCCATCAAGCGGTTTATTGTTGTGTA
CCTATGATCCTTCCCAATTCGATCAAATCAGTTGGTGTCTAACTTCGCACGCAGTCTTTCTGTACAAG
AAGTTGCTCTCCCTTCTGTCTTTCCGCATAACGTGAGCCTCTTGGCCACCCACACACACACATGTA
AGCACATCCTCTAAGCACATCCTCTCCTTTTCGTCTCAAAACGGAGAACTATTACGTATACAACAGG
ACAAGGGCTGACTTTAACCTATTCAATCAGAACGGCCCGTTAGA **ATG**TACGGTCATTTATCTCTCTC
CGCACTTTCTTGTGTTGACAGTGGTGGCCGCTGCTCCATTCGGGAGTCATGGCTTCAGCCTAGAGATT
CCCCCGTCTCACAGCTGTTGAGACGAAAGCTCCCGATCCCACTCCAATGGT**CAGTACCATCTTCTA**
CTATCTCTCAATAAGTAGGACGAGATTTCACTCATATTCCTTTATAGATTACATGAGTTACTATCCAG
GCCCTGGGTCCACTCCGAACGTGAGCACCATTCCCAAGCTTGGTTGGATAAACTTGCACAGTGAA
CTTGCCAAATGTTCCAGTAGCTACACCTGATGGTGGTCTTACTTACCCATAAATGAGGACGAT
GGTGACTCGACAATTTGTTCTTCCACGATCAATGCCGCTAGAGGACGATCTGTAATCTCCCCGG
GTGAGAAGATCTGGCCGTGAGTGTATATACTTCTCCATTCATTGTCTATAGAGATGTGATTAA**C**
GCGGTATACAGCTTTCTTCGACGATGGACCCACAGACGTCAGTCTGCTCTCTACGACTATCTGG
CTCAGAACAACATATCGTCTCTGCGACTCATTTATGATCGGCGGTAATGTTATTACTT**CGTATGTC**
TCGACCTGCAGCATGTCCTGCAGGTGTGTAATATTGACTTTGTGAAATGTAACAGCCACAGTC
AGTTCTCGTTGCCGTTAAGGCTGGAGGTCACCTTGCCTCCACACTTGGTCCCATCCTTATA**GTGAGT**

- continued

ATTTGTTAAATTAAAGCACGATTAGTTTTTAAGTCATTTCTTGCGAGTGACAACCTTTACCAACGAGC
 AAGTCGTTGGAGAGCTCGGCTGGACCATGCAGGCCCTTAGCGATCTCAATGGTGGCCGAATTCCCA
 TGTACTGGCGCCCTCCGTATGGAGATGTTGACAACCGTGTCCGAGCTATTGCGAAGGAAGTATTGG
 CTGTTGACTGTCTTTGGGATTCGGGTGAGCATCTTGCTTCATGCTGTGGATAAAATTGCTAATGGA
TCATAGACACCAATGATGGGCTATTACCGACGAGCCAGGCCAGTACTCTGTTGCAAGCGTTGAGG
 CTTACTTCGACACTTTGGTCACTGGCAATCGAACCCAAGTCTTTTGCTCTTAGAACATGAGCTGGAT
 AACAACTGTTGAAGTCTTCGAAACGGAGTACCCCAAGGCAGTGGGTAATGGATGGACTGTCAAG
 AATGTGGCCGATGCTTTTAACATGGAATGGTACCTGAACTCTGGCAAGGGCAACAACGACGTTGTCA
 CAACTATGCTGTTGCCGGTACCCTGACCACGGCCACGCCAACTAATACTTCTACCTATGTCGCTTCC
 TCAACTGCAGCCTCCAGTGCTTCAGTACGGACTCAGCCGGTGTGTCGATTGCCTCTGCTGCGAGCT
 CCGAAGCGTCTTCTCGTGGGCCATTGCCAACAGGCCTTCTCACTTCGTCAATGCCATCGCGTGGCC
 CTTGCCCTTGCTGCTATAATGGTC **TGAT**TAGATGCCATGTGCACCTTTTTGTGCGTCTTTTGTAGATCATG
 GACTCTCATTTCGATTATATAGGAATCATGGACATATAATTCATTTTTATTGCCATAGACAGTCAAGG
 ATTGTTAGATTGTAGCAGTACATGTTTTTTTCTTTTTTTGTGAATAATGGACAATTTATTTAGTAGTT
 GTTTAATTAATCGTCATCAACATTCATTAGCTTTTTTCATTTAATAGCACAAAGGCGGCAACCAAA
 ATGAGTAGAACATGTATACTGTCTTCAACA

EXAMPLES

[0070] The present teachings including descriptions provided in the Examples that are not intended to limit the scope of any claim or aspect. Unless specifically presented in the past tense, an example can be a prophetic or an actual example. The following non-limiting examples are provided to further illustrate the present teachings. Those of skill in the art, in light of the present disclosure, will appreciate that many changes can be made in the specific embodiments that are disclosed and still obtain a like or similar result without departing from the spirit and scope of the present teachings.

Example 1

[0071] This example illustrates that exposure of mice to a composition of the present teachings confers immunity to *Cryptococcus* infection in a model system.

[0072] In these experiments, illustrated in FIG. 1A, a group of 5 mice were inoculated through nasal inhalation with 10^7 *Cryptococcus neoformans* cda1Δcda2Δcda3Δ. These mice were challenged with 10^5 wild type (strain KN99) at day 38 post inoculation. At 70 days post inoculation, 100% of these mice were alive. In contrast, 100% of a control group of 4 mice that had not been inoculated with *Cryptococcus neoformans* cda1Δcda2Δcda3Δ were dead within 15 days after being challenged with 10^5 wild type *Cryptococcus neoformans* (strain KN99). These data demonstrate the effectiveness of inhalation exposure to *Cryptococcus neoformans* cda1Δcda2Δcda3Δ for conferring immunity to *Cryptococcus neoformans* infection.

[0073] In a second experiment, ten CBA/J mice were vaccinated with 10^7 of a live preparation of cda1Δ2Δ3Δ cells. After 40 days post vaccination, the vaccinated mice and a group of ten naïve CBA/J mice were challenged with 100,000 of *C. neoformans* cells. FIG. 1B shows that 100% of the vaccinated mice survived to 80 days post infection, while 100% of the naïve mice were dead by 20 days post infection.

Example 2

[0074] This example illustrates preparation and use of heat-killed *Cryptococcus* deficient for chitosan production for conferring immunity against *Cryptococcus* infection.

[0075] In these experiments, a suspension of *Cryptococcus neoformans* cda1Δcda2Δcda3Δ in phosphate-buffered saline (PBS) is heated to 80° C. for 30 minutes. Test platings on nutrient medium are used to confirm the loss of viability of these *Cryptococcus neoformans* cda1Δcda2Δcda3Δ. Test mice are exposed to these heat-killed fungi as in Example 1. These animals can survive a challenge infection with wild type *Cryptococcus neoformans*. Such experiments can show that heat-killed *Cryptococcus* deficient for chitosan production can be effective for conferring immunity, with efficacy similar to that obtained using live *Cryptococcus neoformans* cda1Δcda2Δcda3Δ.

Example 3

[0076] This example illustrates that inactivated *Cryptococcus neoformans* deficient for chitosan production is effective as a vaccine against *C. neoformans* infection in a mouse model system.

[0077] In these experiments, *C. neoformans* fungi (strain KN99), and *C. neoformans* cda1Δcda2Δcda3Δ subjected to heat-killing. For each strain, heating was applied until samples formed no colonies on standard nutrient plates. 5 mice were inoculated by nasal administration with 10^5 heat-killed KN99, and 5 mice were inoculated by nasal administration with 10^7 heat-killed *C. neoformans* cda1Δcda2Δcda3Δ. The inoculated mice and 10 naïve control mice were challenged with 10^5 wild type *C. neoformans* KN99 40 days after inoculation. As shown in FIG. 2A, no naïve mice or mice treated with heat-killed KN99 survived more than 18 days after exposure to wild type *C. neoformans*. In contrast, 100% of mice inoculated with heat-killed *C.*

neoformans cda1Δcda2Δcda3Δ survived more than 70 days after exposure to wild type *C. neoformans*.

[0078] In a second experiment, ten CBA/J mice were vaccinated with 10⁷ of a heat-killed preparation of wild type (KN99) cells and ten CBA/J mice were vaccinated with 10⁷ of a heat-killed preparation of cda1Δ2Δ3Δ cells. Ten phosphate buffered saline (PBS) vaccinated mice served as control. After 40 days post vaccination, all mice were challenged with 100,000 of *C. neoformans* cells. FIG 2B shows that 100% of mice vaccinated with heat attenuated *C. neoformans* cda1Δcda2Δcda3Δ live to 100 days post infection. In contrast, no mice vaccinated with PBS or heat-killed wild type *C. neoformans* cells live to 20 days post infection.

[0079] These data demonstrate that heat-killed *C. neoformans* cda1Δcda2Δcda3Δ can confer immunity to *C. neoformans* infection.

Example 4

[0080] This example illustrates vaccination of a human subject against infection by *Cryptococcus neoformans*.

[0081] In this example, *Cryptococcus neoformans* cda1Δcda2Δcda3Δ is grown by standard protocols. The fungi are pelleted and resuspended in phosphate-buffered saline 3 times. Following the final resuspension, the *Cryptococcus neoformans* cda1Δcda2Δcda3Δ suspension is administered to a human subject via a nasal spray. The subject does not subsequently develop a *Cryptococcus neoformans* infection for at least one year.

Example 5

[0082] This example illustrates vaccination of an animal subject against infection by *Cryptococcus gattii*.

[0083] In this example, *Cryptococcus gattii* cda1Δcda2Δcda3Δ is grown by standard protocols. The fungi are pelleted and resuspended in phosphate-buffered saline 3 times. Following the final resuspension, the *Cryptococcus gattii* cda1Δcda2Δcda3Δ suspension is administered to a dog subject via a nasal spray. The dog does not subsequently develop a *Cryptococcus gattii* infection for at least one year.

Example 6

[0084] This example illustrate conferral of immunity to *C. neoformans* by administration of *C. neoformans* cda1Δ.

[0085] In these experiments, as illustrated in FIG. 3, 4 CBA/J female mice (4-6 weeks of age) were subjected to an immunization schedule using nasal administration of a live preparation of 10⁶ *Cryptococcus neoformans* cda1Δ. At -54 days, the mice were placed in laboratory housing. At -40 days, the mice were each vaccinated with 10⁵ *C. neoformans* cda1Δ. At day 0 (40 days post vaccination), the mice were exposed to 10⁵ KN99 (wild-type *C. neoformans*). As a control, 10 naïve mice were subjected to the same schedule but were not vaccinated before the challenge with KN99. Weight of the mice was monitored; animals were euthanized when weight fell below 75% of starting weight.

[0086] The results of the challenge are shown in FIG. 4. The data indicate that the 100% of naïve mice were dead in less than 20 days after exposure to *C. neoformans* KN99, but that 100% of vaccinated mice remained alive more than 50 days after exposure to *C. neoformans* KN99.

[0087] These data demonstrate effectiveness of nasal administration of *C. neoformans* cda1Δ for vaccination against *C. neoformans* infection.

Example 7

[0088] This example illustrates conferral of immunity to *C. gattii* by administration of *C. neoformans* cda1Δcda2Δcda3Δ.

[0089] In these experiments, 10 CBA/J mice were vaccinated with 10⁷ of a heat-killed preparation of *C. neoformans* cda1Δcda2Δcda3Δ by nasal administration, while an additional 5 naïve mice were kept as controls. The vaccinated mice and the naïve control mice were exposed to *Cryptococcus gattii* strain R265. As illustrated in FIG. 5, all of the naïve mice were dead by 21 days after exposure to *C. gattii* R265. In contrast, 100% of mice inoculated with *C. neoformans* cda1Δcda2Δcda3Δ were alive at 21 days after exposure to *C. gattii* R265. Survival extended to over 30 days in the vaccinated mice.

[0090] These data survival at least partial protection against *C. gattii* infection by administration of *C. neoformans* deficient for chitin deacetylase.

Example 8

[0091] This example illustrates conferral of immunity to *C. gattii* by administration of *C. neoformans* cda1Δcda2Δcda3Δ.

[0092] In these experiments, 10 CBA/J mice were vaccinated with 10⁷ of a heat-killed preparation of *C. neoformans* cda1Δcda2Δcda3Δ by nasal administration, while an additional 5 naïve mice were kept as controls. The vaccinated mice and the naïve control mice were exposed to *Cryptococcus gattii* strain WM266 40 days post vaccination. As illustrated in FIG. 6, all of the naïve mice were dead by 21 days after exposure to *C. gattii* WM266. In contrast, 100% of mice inoculated with *C. neoformans* cda1Δcda2Δcda3Δ were alive at 21 days after exposure to *C. gattii* WM266. Survival extended to over 30 days in the vaccinated mice.

[0093] These data demonstrate at least partial protection against *C. gattii* infection by administration of *C. neoformans* deleted for chitin deacetylases genes.

Example 9

[0094] This example illustrates the induction of protective response to *C. neoformans* infection in 129 mice after vaccination with heat-killed cda1Δ2Δ3Δ.

[0095] In these experiments, five 129 mice were vaccinated with 10⁷ heat-killed preparation of wild type (KN99) and five 129 mice were vaccinated with 10⁷ heat-killed preparation of cda1Δ2Δ3Δ cells by nasal administration. Phosphate buffered saline (PBS) vaccinated mice served as control. After 40 days post vaccination, mice were challenged with 50,000 of *C. neoformans* cells. FIG. 7 illustrates the survival of 129 mice vaccinated with heat-killed cda1Δ2Δ3Δ. As with other mouse strains, 100% of the mice vaccinated with cda1Δ2Δ3Δ survived for 80 days post challenge, while controls vaccinated with wild type *Cryptococcus* or PBS died about 20 days after *C. neoformans* challenge.

Example 10

[0096] This example illustrates the induction of protective response to *C. neoformans* infection in A/J mice after vaccination with heat-killed cda1Δ2Δ3Δ cells by nasal administration.

[0097] In these experiments, five A/J mice were vaccinated with 10⁷ of a heat-killed preparation of wild type (KN99) and

five A/J mice were vaccinated with 10^7 of a heat-killed preparation of *cda1Δ2Δ3Δ* cells by nasal administration. Five phosphate buffered saline (PBS) vaccinated mice served as a control. After 40 days post vaccination, all mice were challenged with 50,000 of *C. neoformans* cells. FIG. 8 illustrates that 100% of mice vaccinated with heat-killed *cda1Δ2Δ3Δ* cells survived for 80 days after challenge with *C. neoformans* cells. In contrast, controls vaccinated with PBS or heat-killed KN99 died within 20 days of challenge with *C. neoformans* cells.

Example 11

[0098] This example illustrates the induction of protective response to *C. neoformans* infection in BALB/c mice after vaccination with heat-killed *cda1Δ2Δ3Δ*.

[0099] In these experiments, five BALB/c mice were vaccinated with 10^7 of a heat-killed preparation of wild type (KN99) and five BALB/c mice were vaccinated with 10^7 of a heat-killed preparation of *cda1Δ2Δ3Δ* cells by nasal administration. Five phosphate buffered saline (PBS) vaccinated mice served as a control. After 40 days post vaccination, mice were challenged with 50,000 of *C. neoformans* cells. FIG. 9 illustrates that 100% of mice vaccinated with *cda1Δ2Δ3Δ* cells lived at least 40 days post challenge, with over 60% surviving to 80 days. In contrast, 100% of mice vaccinated with PBS or heat-killed wild type cells died shortly after 20 days post challenge.

Example 12

[0100] This example illustrates the fungal burden in the lungs of *cda1Δ2Δ3Δ* vaccinated mice that exhibited complete protection when challenged with *Cryptococcus neoformans*.

[0101] In these experiments, several strains of mice were vaccinated by nasal administration with a preparation of 10^7 heat-killed *cda1Δ2Δ3Δ* cells. After 40 days post vaccination, the mice were challenged with 50,000 of wild type (KN99) *C. neoformans* cells in experiments discussed infra. At the conclusion of each of these experiments, surviving mice were sacrificed. Lungs were homogenized and plated onto fungal media to determine the CFU of *C. neoformans* still present in the lungs. FIG. 10 illustrates the fungal burden for each strain.

Example 13

[0102] This example illustrates the induction of a protective response to *C. neoformans* infection in CBA/J mice after vaccination with a heat-killed preparation of wild type cells grown in Yeast Nitrogen Base medium (YNB) buffered to pH 7.0.

[0103] In these experiments, five CBA/J mice were vaccinated by nasal administration with a preparation of 10^7 heat-killed of wild type cells grown in Yeast Nitrogen Base medium buffered to pH 7.0 with 50 mM 3-(N-morpholino) propanesulfonic acid (MOPS) and five CBA/J mice were vaccinated with 10^7 of a heat-killed preparation of *cda1Δ2Δ3Δ* cells. Five phosphate buffered saline (PBS) vaccinated mice served as control. After 40 days post vaccination, mice were challenged with 50,000 of *C. neoformans* cells. FIG. 11 illustrates that mice vaccinated with heat-killed wild type cells that were grown in YNB medium pH 7.0 survive to 50 days post challenge at the same rate as *cda1Δ2Δ3Δ* vaccinated mice. Mice vaccinated with PBS in this experiment did not survive to 20 days post challenge.

Example 14

[0104] This example illustrates the relative chitosan levels of different *C. neoformans* strains isolated from mouse lungs.

[0105] Wild type (KN99) and *cda1Δ* were inoculated (100,000 cells) to mouse lungs by nasal inhalation. The lungs were excised 16 days post infection. *C. neoformans* cells were isolated from the lung homogenate and used for chitosan determination. FIG. 12 illustrates the chitosan levels present in lungs inoculated with each strain; *cda1Δ* chitosan levels were 50% that of KN99 wild type chitosan levels.

[0106] Wild type cells (KN99) were grown in Yeast Extract Peptone Dextrose (YPD) or Yeast Nitrogen Base (YNB) buffered to pH: 7.0 with 50 mM 3-(N-morpholino) propanesulfonic acid (MOPS). Equal number of cells were subjected to chitosan measurements. FIG. 13 illustrates that the level of chitosan in KN99 cells grown in YNB pH 7.0 medium is less than 50% that of the level of KN99 cells grown in YPD medium, a similar reduction to that between wild type cells and *cda1Δ* cells isolated from mouse lungs.

[0107] All references cited herein are incorporated by reference, each in its entirety.

SEQUENCE LISTING

<160> NUMBER OF SEQ ID NOS: 7

<210> SEQ ID NO 1
<211> LENGTH: 20
<212> TYPE: DNA
<213> ORGANISM: *Cryptococcus neoformans*

<400> SEQUENCE: 1

ggccctctac tetaccttcc

20

<210> SEQ ID NO 2
<211> LENGTH: 21
<212> TYPE: DNA
<213> ORGANISM: *Cryptococcus neoformans*

<400> SEQUENCE: 2

gcgcctcta acacttcttc c

21

-continued

```

<210> SEQ ID NO 3
<211> LENGTH: 2544
<212> TYPE: DNA
<213> ORGANISM: Cryptococcus neoformans

<400> SEQUENCE: 3
gccgaacagc gcaggtcagg gagagcattt ctagecgtgcc ttggtagatc gttatcgcga      60
tttactttcc aggccctggg cgcttccagc catcagccaa aggataaaaag cgcgtgccct      120
cttcttttca tcattaactt ttatcctcct cagcacccac gctctgtgat tccatctctt      180
cctcctcgca ttcaagcagc ctcttcattt ctttctcctg tcccggtgag tgcgacgccc      240
gccgctgcca tccccacagc atgacttgag acgcgtcttc ccgctatagc cgacgcccct      300
tttcgttttc ttggcgtttt gtcacattgc cacattgagc agcacagctt acttgtcagc      360
agcaaaaatc caacttcaaa cagctcttca gcatcaactc tatcactctt tcatctcttg      420
tcaacttctc ttctctctcg ctccaaaagc ggaatttcgc catgtttaca ttcgctgcct      480
tctctgctct tctaatttcc ctgcctggtg tggtaggcga gactacaggc acatcggttg      540
acagtagcat cttactaagc actgctgact ctaccggtec ctctggttcc tccattccgt      600
gagtactctc gacttttccg tcaacctcca gtctcgccac aggccatagc gaacaatgag      660
ccaagcgcgc acgcgaaccg tgcccatcat tatcctccca ctaattcctt taaccaaacg      720
tagcttttag aggcctaatg ctgacaagtg cgtttttagt gctttgagcg agctcacgtc      780
tgggtccccc actgactcta ctgtggcctc ctactctacc ttgcgggcgc gtgccacacc      840
taccgtttct ggtgccctcg tctccctac cagtgcctc accatcgccg attatccagc      900
tttagatgtc acccctccta ccaactctc tttggttaag gactggatgg ccaaggtgag      960
ttgtgtttga gtccgaaaag gcaccagaag agctaacagt tggattagat cgacttgtec     1020
aaggtgcccc gttataatgt gacaacgggc gattgttcta ctgacgcggc tgctatcagc     1080
gacggtcgat gctgggtggc ttgtggtggt tgcactcggg aaaccgacat tgtcgagtgt     1140
cctgacaaga atgtttgggg tctctcttac gatgatgggc cttctccctt caccctctc     1200
ctaattgatt accttcagga gaagaacatc aagaccacct tcttcgttgt cggctctcgt     1260
gtcctttctc gaccggagat gctccaaaac gaatacatgt ctggacacca gatctctatc     1320
cacacttggc ctcacccgcg acttactact cttaccaacg aggaaattgt tgcggagctt     1380
ggttggacaa tgaaggtcat caaggacacc cttggcgtca ccccaaacac tttccgacct     1440
ccttatggty acattgatga ccgtgttcga gctattgctg ctcatagggg cttgacccct     1500
gttatctgga cttcttacac tgatggctca accactgtta actttgacac tgtaggctta     1560
tcttgacttt cgcaataatc ttactaacga aatgacagaa cgactggcac atcagtggty     1620
gtaccgccac cggcgcctct tcttatgaga cctttgagaa gattctcacc gaatacgcct     1680
caaagttgga cactggttcc atcactcttg agcaecgacg taagtcttgt ctatccgtct     1740
tgcaataata atcctgaagt atacctttac agtctaccag cagagtgttg accttgctgt     1800
tggttacatt ttgccccaa gttctcgccaa cggtagctat cagctcaaat ccatcatcaa     1860
ctggttgggc aaggacagta agttgcctcc gctaatcaga aaaggttgty ggctaagatg     1920
atacacagcc tccgaagcat acattgagac ttcatoaac cagactacta ctcatgacac     1980
tgcagccacc ggctcccagt ctacctctt ccagcccatt gttggcactg ctaccggtgc     2040

```

-continued

tgaagtctct gcacctctg aggccactgg cagcaactgcc gctggetctg ctgectccac	2100
cactagtggt tctggcgcca gcgcttctac aggcgcgcgc tctaaccatt cttccagcgg	2160
gtctggtcga tcagccaoca tgggtgggtgc cctcattgct cttgccgctg ttgcggttg	2220
tatggtatat gtcgcctaag tatttcaagg ctttcaatgt aacgatggat ggggatgggt	2280
ggtggggggg gaggaagtg tgtotaatgg ggctatactt gggctatact ttgcctcaaa	2340
tccatcaagt attaatagct gaaccatctt tcggtgaacc gtctttcatt gtgaaccatt	2400
tgtctttttg atctttcaaa gtttgatcca ttatgaatat catggacatt ttgaacgttt	2460
tgaacatcca tgtacttttc attcgatcga tctgaacgtg ttgtttgtgca tacctcgcca	2520
acaagctttc aatggatggc ttca	2544

<210> SEQ ID NO 4

<211> LENGTH: 2545

<212> TYPE: DNA

<213> ORGANISM: *Cryptococcus neoformans*

<400> SEQUENCE: 4

gccgaacagc gcaggtcagg gagagcattt ctagegtgcc ttggtagatc gttatcgcca	60
tttactttcc aggcctggg cgttccagc catcagccaa aggataaaa cgcgtgccct	120
cttcttttca tcattaactt ttatcctcct cagcaccac gctctgtgat tccatctctt	180
cctcctcgca ttcaagcagc ctcttcattt ctttctccg tcccggtag tgcgacgccc	240
gccgtgccca tccccacag atgacttgag acgcgtcttc ccgctatagc cgacgcccct	300
tttcgttttc ttggcgtttt gtcacattgc cacattgagc agcacagctt acttgtcagc	360
agcaaaaatc caacttcaaa cagctcttca gcatcaactc tatcactctt tcactctttg	420
tcaactttct ttccttctcg ctccaaaagc ggaatttgcg catgtttaca ttcgctgcct	480
tctctgctct tctaatttcc ctgcctgggt tggggcgcca gactacaggc acatcggttg	540
acagtagcat cttaactaag actgctgact ctaccggccc ctctggtttc tccattccgt	600
gagtactctc gacttttccg tcaacctcca gtctcgccac agggccatagc gaacaatgag	660
ccaagcgcgc acgcgaaccg tgcccacat tatcctccca ctaattcctt taaccaaacy	720
tagcttttag aggcctaatg ctgacaagtg cgttttttag gctttgagcg agctcacgtc	780
tgggtcccc actgactota ctgtggcct ctactctacc ttgcgggccc gtgcccaccc	840
taccgtttct ggtgcccctg tctccctac cagtgcctc accatcgccc attatccagc	900
tttagatgac acccctccta ccaactctc ttgggttaag gactggatgg ccaaggtgag	960
ttgtgtttga gtcgaaaag gcaccagaag agctaacagt tggattagat cgacttgccc	1020
aaggtgccc gttataatgt gacaacgggc gattgttcta ctgacgcggc tgctatcagc	1080
gacggtcgat gctggtggac ttgtggtggt tgcactcggg aaaccgacat tgtcgagtgt	1140
cctgacaaga atgtttgggg tctctcttac aacgatgggc cttctccctt caccctctc	1200
ctaattgatt accttcagga gaagaacatc aagaccact tcttcgttgt cggctctcgt	1260
gtcctttctc gacccgagat gctccaaacc gaatacatgt ctggacacca gatctctatc	1320
cacacttggt ctcacccgcg acttactact cttaccaacg aggaattgt tgcgagctt	1380
ggttgacaa tgaaggtcat caaggacacc cttggcgtea ccccaaacac ttocgctccc	1440
ccttatggtg acattgatga ccgtgttcga gctattgctg ctacgatggg cttgacccct	1500

-continued

```

gttatctgga cttcttacac tgatggetca accactgtta actttgacac tgtaggctta 1560
tcttgacttt cgcaataatc ttactaacga aatgacagaa caactggcac atcagtgggtg 1620
gtaccgccac eggcgcttct tcttatgaga cctttgagaa gattctcacc gaatacgccc 1680
caaagtggga cactggtttc atcactcttg agcacgacag taagtcttgt ctatccgtct 1740
tgcaataata atcctgacgt atacctttac agtctaccag cagagtgttg accttgetgt 1800
tggttacatt ttgcccgaag ttctcgccaa cggtagctat cagctcaaat ccatcatcaa 1860
ctgtttgggc aaggacagta agttgcctcc gctaatacaga aaaggttgtg ggctaagatg 1920
atacacagcc tccgaagcat acattgagac ttcacccaac cagactacta ctcagatcac 1980
tgcagccacc ggctcccagt ctaccttctt ccagcccatt gttggcactg ctaccgggtg 2040
tgaagtctct gcacctcttg aggccactgg cagcaactgcc gctggctctg ctgectccac 2100
cactagtggg tctggcgcca gcgcttctac aggcgcccgc tctaacactt cttccagcgg 2160
gtctggtcga tcagccaaca tgggtgggtg cctcattgct cttgccgctg ttgcggttgg 2220
tatggtatat gtcgcctaag tatttcaagg ctttcaatgt aacgatggat ggggatgggt 2280
gggtgggggg gaggaagtg tgtctaagtg ggctatactt gggctatact ttgcctcaaa 2340
tccatcaagt attaatagct gaacctctt tegtgaacc gtctttcatt gtgaaccatt 2400
tgtctttttg atctttcaaa gtttgatcca ttatgaatat catggacatt ttgaacgttt 2460
tgaacatcca tgtacttttc attcgatcga tctgaacgtg ttgttgtgca taactcgcca 2520
acaagctttc aatggatggc ttcac 2545

```

<210> SEQ ID NO 5

<211> LENGTH: 2580

<212> TYPE: DNA

<213> ORGANISM: *Cryptococcus neoformans*

<400> SEQUENCE: 5

```

ggaacaataa caaagcacia cgcgacaaaa gccgaacagc gcaggtcagg gagagcattt 60
ctagcgtgcc ttggtagatc gttatcgaga tttactttcc aggcctcggg cgettcacag 120
catcagccaa aggataaaag cgcgtgacct cttcttttca tcattaactt ttatcctcct 180
cagcaccacac gctctgtgat tccatctctt cctcctcgca ttcaageagc ctcttcattt 240
ctttcctcgg tcccgggtgag tgcgacgccc gccgctgcca tccccacacg atgacttgag 300
acgcgtcttc ccgctatagc cgacgcccct tttcgttttc ttggcgtttt gtcacattgc 360
cacattgagc agcacagctt acttgtcagc agcaaaaatc caacttcaaa cagctcttca 420
gcatcaactc tatactctt tcatctcttg tcaacttctc ttccttctcg ctccaaaage 480
ggaatttcgc catgtttaca ttcgctgcct tctctgctct tctaatttcc ctgctgggtg 540
tgggtggcgca gactacaggc acatcggttg acagttagcat cttaactaag actgctgact 600
ctaccgggtc ctctggttcc tccattccgt gagtactctc gacttttccg tcaacctcca 660
gtctcgccac aggcacatagc gaacaatgag ccaagcggcc acgcgaaccg tgcccacat 720
tactctccca ctaattcctt taaccaaacg tagcttttag aggcacaaatg ctgacaagtg 780
cgttttttagt gctttgagcg agctcacgtc tgggtgcccc actgactcta ctgtggccct 840
ctactctacc ttcgcgcccg gtgccacacc taccgtttct ggtgcccctg tcctccctac 900
cagtgccctc accatcgccg attatccagc tttagatgtc acccctccta ccaactcctc 960

```


-continued

```

tttggttaag gactggatgg ccaaggtgag ttgtgtttga gtccgaaaag gcaccagaag 1020
agctaacagt tggattagat cgacttgccc aaggtgccc gttataatgt gacaacgggc 1080
gattgttcta ctgacgcggc tgctatcagc gacggtcgat gctgggtggc ttgtgggtgt 1140
tgcactcggg aaaccgacat tgcgagtggt cctgacaaga atgtttgggg tctctcttac 1200
gataacgggc cttctccctt caccctctc ctaattgatt accttcagga gaagaacatc 1260
aagaccacct tcttcgttgt cggctctcgt gtcctttctc gaccgagat gctccaaacc 1320
gaatacatgt ctggacaoca gatctctatc gccacttggg ctgccccgc acttactact 1380
cttaccaacg aggaaattgt tgccgagctt ggttggacaa tgaaggtcat caaggacacc 1440
cttgccgtca ccccaaacac tttcgtccc ccttatggtg acattgatga ccgtgttcga 1500
gctattgctg ctcagatggg cttgaccctt gttatctgga cttcttacac tgatggctca 1560
accactgtta actttgacac tgtaggctta tcttgacttt cgcaataatc ttactaacga 1620
aatgacagaa caactggcac atcagtggtg gtaccgccac cggcgcttct tcttatgaga 1680
cctttgagaa gattctcacc gaatacggc caaagttgga cactggtttc atcactcttg 1740
agcacgacag taagtcttgt ctatccgtct tgcaataata atcctgacgt atacctttac 1800
agtctaccag cagagtgttg acctgctgtg tggttacatt ttgcccag tctctgccc 1860
cggtaacctat cagctcaaat ccatcatcaa ctggttgggc aaggacagta agttgcctcc 1920
gtaaatcaga aaaggttggtg ggctaagatg atacacagcc tccgaagcat acattgagac 1980
ttcatccaac cagactacta ctcagatcac tgcagccacc ggctcccagt ctaccttctt 2040
ccagcccatt gttggcactg ctaccggtgc tgaagtctct gcacctctg aggccactgg 2100
cagcactgcc gctggctctg ctgcctccac cactagtggt tctggcgcca gcgctcttac 2160
aggcgccgcc tctaacaactt cttccagcgg gtctggtcga tcagccacca tgggtgggtgc 2220
cctcattgct cttgccgtg ttgcggttgg tatggtatat gtcgcctaag tatttcaagg 2280
ctttcaatgt aacgatggat ggggatgggt ggtggggggg gagggaagtg tgtctaattg 2340
ggctatactt gggctatact ttgcctcaaa tccatcaagt attaatagct gaaccatctt 2400
tcggtgaacc gtctttcatt gtgaaccatt tgtctttttg atctttcaaa gtttgatcca 2460
ttatgaatat catggacatt ttgaacggtt tgaacatcca tgtacttttc attcgatcga 2520
tctgaacgtg ttgtgtgca tacctcgcga acaagctttc aatggatggc ttcacagatc 2580

```

<210> SEQ ID NO 6

<211> LENGTH: 2104

<212> TYPE: DNA

<213> ORGANISM: *Cryptococcus neoformans*

<400> SEQUENCE: 6

```

gaaaatcaca gcacagcaac ataacaaacc gcaaaacaaa aggtagaagt aaaaatagca 60
aatagcgcag aataaccgac atgcacctca taaaacgaag gctcaaagct cggctgctga 120
ttctcatttc tctcatctcc attcttctt ctcacgtat taccttttcc gctctttatc 180
tccaagaaca ataataatct tttcgcctct taatcacaca ggcgaaatga tcccttccac 240
cgccgcccgc ctcctcacc tcacagctgg tgccgccttc gcccataccg gatgtgggtg 300
ccacgagatt ggtcgcgcaa atgttggcgg tcccatgttg taccgtcgag ctgtcaccga 360
tgaagctagt gctgctgtca gtacaggtag gtttaataca tacaatacaa tcgtattcta 420

```

-continued

tgacaatgac tgaccataac gaccacgtag acatcaacac cgagtgtaca gcctacagtt	480
atgcccctgt gaccgagttg atatcctctt tcccgactat ttggcagact gcttccatcc	540
cctccaatga cacagaagcc caacaacttt ttgggaaaat taactccact cttaatacca	600
agattccaaa tgatgtaccc cacggaaccc ccacgggtga ttggaccggt gtgaactact	660
ctaacagtga cccggactgt tgggtgactc ataacaagtg cacgactcct tccaacgaca	720
ctggtttgca agccgatatc tccatcgac ccgagccaat gacatggggt ttgggttttg	780
acgatggacc taactgtagt cacaacgctt tgtatgatct tcttttggag aacaaccaga	840
aggctacat gtacgtgatc atctctcttt attcatgtcc aaacttatgt atgtaaaagg	900
tttttcattg gatecaatgt cttggactgg cctctccagg ctatgagggc tcacgacgaa	960
ggcatgaaa tatgtgttca cacctggctc catcaataca tgaccgcctc cagtaacgag	1020
gtcgtctttg ccgaattgta ctacacccag aaagccatca aggctgttct cggagttact	1080
ccccagtgtc ggtatgttgg cactttggty gaatcgtgtg agactatagc taatgatgac	1140
acaggcgacc tccgtacggt gatgtcgaca acagagttcg tatgattgcc gagggactca	1200
acctgactac catcatctgg tcagacgaca ccgatgactg ggccggctgga accaacggcg	1260
tcactgagca agacgtcaca aataactacc agtcagtgat cgacaaggct ggtaacggta	1320
catacactac tcacggcccc gttgttctta accacgagct cagtaagtct ctcccaacga	1380
ctaaaccgat gtttgctcac gatgtcctct tcagccaact acaccatgct tgtcttcatg	1440
actatgttcc ccaagatcaa atcagcttcc aactacattg tccccatttg cactgcatac	1500
aacatcacc aaccatattg cgaagaat atcacttctc ccaacttga aacttacatc	1560
tctggtgtca caaacatcag cagctctacc actcagaaag atggaagcag ctcaacaaac	1620
actgttctg gttccggcgc cgtggttagt gccagtgcca ctagcagcag cgacgactca	1680
agcagctctg gtggctcaag cggctctagt ggctcaaaac acgctagcag tgggtgcttg	1740
ggcatgttcc acagtttctc aggagtgggt cttattttgg ggggtgtagt tgctggtgtg	1800
atgctgctgt aatgtgatgt gcttttagc gaaaaaaatg gacagtatat caaacgtcac	1860
atgacgtact atgtatccaa acggacaata ttacaatatt attcttaatg catcatataa	1920
acatagtagc attgccataa tctgaagtc tactggttcc ggtgagacac ccgtcaatct	1980
aattctgtta agggcatttg atgattgtca gttctacgta gtgccgaaac gaagattgag	2040
tttctgttat ctaacagacg aaaaggaacg ctgatatgca ctgccattta tctgagatcc	2100
aatg	2104

<210> SEQ ID NO 7

<211> LENGTH: 3341

<212> TYPE: DNA

<213> ORGANISM: *Cryptococcus neoformans grubii*

<400> SEQUENCE: 7

ggcatgtcgt gattaattat ttgacatttt gttctattcg tttcagatcc agtaaatggt	60
ttttctctt tatctttggt gtgtgagttg aaatgaagtg gggggcgtcg acttgggtgt	120
aattcttcat gcctgctga acaggttga ctggtggcaa ggagagcagt tgggtggat	180
tggataggac ttttctcttg gtctatagca caatcaatag cccgaagata gtagatcaga	240
tgatatgata tatgctgatt atcttcattg ggctagcaca gcacagcgtt agcagacggt	300

-continued

agcagtcacg	cttttctcac	ctcagtcocat	cggagattga	agatcggaga	tctgtgtgtc	360
tacatgcatg	agctgttgta	agggacaaat	tcgagaacac	tgcaatgaac	taactattaa	420
ctaggagcct	gaaagtccag	agatcaatga	tcaggaagaa	aatcatcgg	aattcccatg	480
ctatttgtgt	acataataa	agatgcacat	ttgttctgag	cgataatfff	gctttttata	540
tctatocatt	taggctaata	ccagttactac	gtacttcgca	tttcacagtt	cacagagtag	600
tacatacgtg	cagataaac	agcatcacia	accagatac	caccacagac	tgcatcacag	660
tagcaacatg	gagtctgagc	tttgggagtt	gattgagaga	cttgttgaat	tgctgtgaa	720
gagccgtata	attgactgtc	tgaattata	ctgtctttaa	tggggactgg	agactcatca	780
aataaaactt	gactcgcacg	ttgaggacca	ttgatgccgt	gagcatgtgt	ttattatgga	840
tatggacgga	tactatggct	aagtaagaat	ctgatgttcc	tgttattgcc	tctttcatca	900
tcatacagtt	cggcgaacct	tgtgcaaaga	tagccctgag	ataagtgtac	gacggaaca	960
tgccctgag	cgaagggtat	gaaatattca	gggtcttcac	aagtccgaat	ccgcaatccg	1020
gcatttttca	ccatttgccg	tatccggcct	cggctccgta	cgtattccca	ccaagaatct	1080
aacacaacac	caacaaacac	ctataaactt	cactgcttct	tcccctcccc	ttcttcatca	1140
gogctgcccc	tccatctctc	caactcccct	actgctata	ccacgatcct	cttccctcac	1200
acataacctc	ctcctctctc	tttctcccct	atcttttctt	cggtacgtct	gtttactcac	1260
ccatcaagcg	gtttattggt	gtgtacctat	gatccttccc	aattogatca	aatcagttgg	1320
tgtetaactt	cgcacgcagt	ctttctgtac	aagaagttgc	tctcccttcc	tgtctttcgg	1380
cataacgtca	gcctcttgcc	cacccccaca	caaccacatg	taagcacatc	ctctaagcac	1440
atcctctcct	ttcgtctaca	aacggagaaa	ctattacgta	tacaacagga	caagggtcga	1500
ctttaaccta	ttcaatcaga	acggccggtt	agaatgtacg	gtcatttate	tctctccgca	1560
ctttccttgt	ttgcagtggt	ggccgctgct	ccattccggg	agtcagtggt	tcagcctaga	1620
gattcccccg	tctcacagct	gttcagacga	actgctcccg	atccccactc	caatggctcag	1680
taccatcttc	tactatctct	caataagtag	gacgagattt	cactcatatt	cctttataga	1740
ttacatgagt	tactatccag	gccctgggtc	cactccgaac	gtcagcacca	ttcccacagc	1800
ttggttgat	aaacttgcca	cagtgaactt	gccaaatggt	ccagtagcta	cacctgatgg	1860
tggtcgtcct	acttacccta	ataatgagga	cgatgggtgac	tcgacaatff	gttctttcac	1920
cgatcaatgc	cgcgtagagg	acgatctgta	ctctcccccg	ggtgagaaga	tctgggccgt	1980
gagtgttata	tacttctcca	ttcattgtca	tctagagatg	tgattaacgc	gggtatacag	2040
ctttccttctg	acgatggacc	cacagacgtc	agtctctgctc	tctacgacta	tctggctcag	2100
aacaacatat	cgtcctctgc	gactcatttc	atgatcggcg	gtaatgttat	tactctgtat	2160
gtctcgacct	gcagcatgtc	cctgcagggtg	ttgtaaatatt	gactttgtga	aatgtaacag	2220
cccacagtca	gttctcgttg	cgttaaggc	tggaggtcac	cttgccgtcc	acacttggtc	2280
ccatccttat	agtgagtatt	tgtaaatata	aagcacgatt	agtttttaag	tcatttcttg	2340
cagtgacaac	tcttaccaac	gagcaagtcg	ttggagagct	cggctggacc	atgcaggccc	2400
ttagcगतct	caatgggtggc	cgaattccca	tgtactggcg	ccctccgtat	ggagatgttg	2460
acaaccgtgt	ccgagctatt	gcgaaggaag	tatttggtctt	ggtgactgtc	ctttgggatt	2520
cgggtgagca	tcttgcctca	tgctgtggat	aaattgctaa	tggatcatag	acaccaatga	2580

-continued

ttgggctatt accgacgagc cagggcagta ctctgttgca agcgttgagg cttacttcca	2640
cactttggtc actggcaatc gaaccaagg tcttttgctc ttagaacatg agctggataa	2700
caacactggt gaagtcttcg aaacggagta cccaaggca gtgggtaatg gatggactgt	2760
caagaatgtg gccgatgctt ttaacatgga atggtacctg aactctggca agggcaacaa	2820
cgacgttgtc acaactatgt ctgttgcccg taccctgacc acggccacgc caactaatac	2880
ttctacctat gtcgcttctc caactgcagc ctccagtgtc tcagtcaagg actcagcccg	2940
tgtgtcgatt gcctctgctg cgagctccga agcgtcttct tcgtgggcca ttgccaacag	3000
gccttctcac ttgcgcatcg ccactgcgtg cggccttgcc cttgctgcta taatggtctg	3060
atagatgcc a tgtgcacttt tttgtcggtc tttttagatc atggactctc attcgcatta	3120
tataggaatc atggacatat aattcatttt tattgccata gacagtcaag gattgttaga	3180
ttgtagcagt acattgtttt ttttcttttt ttgtgaataa tggacaattt atttagtagt	3240
tgtttaatta atcgctatca acattcatta gctttttcat ttaatagcac aacaaggccg	3300
gcaacaaaa tgagtagaac atgtatactg tcttcacaac a	3341

What is claimed is:

1. A method of inducing immunity against a *Cryptococcus* fungus, comprising administering to a subject by inhalation an immunity-inducing amount of a composition comprising a *Cryptococcus* fungus deficient for chitosan.

2. A method of inducing immunity against a *Cryptococcus* fungus in accordance with claim 1, wherein the *Cryptococcus* fungus deficient for chitosan is a wild type *Cryptococcus* fungus deficient for chitosan.

3. A method of inducing immunity against a *Cryptococcus* fungus in accordance with claim 1, wherein the *Cryptococcus* fungus deficient for chitosan comprises no more than 60% chitosan level compared to wild type grown on yeast extract peptone dextrose (YPD).

4. A method of inducing immunity against a *Cryptococcus* fungus in accordance with claim 1, wherein the *Cryptococcus* fungus deficient for chitosan comprises no more than 50% chitosan level compared to wild type grown on yeast extract peptone dextrose (YPD).

5. A method of inducing immunity against a *Cryptococcus* fungus in accordance with claim 1, wherein the *Cryptococcus* fungus deficient for chitosan is a *Cryptococcus* fungus grown in yeast nitrogen base (YNB) medium.

6. A method of inducing immunity against a *Cryptococcus* fungus in accordance with claim 5, wherein the yeast nitrogen base (YNB) medium is buffered to pH 7.0.

7. A method of inducing immunity against a *Cryptococcus* fungus in accordance with claim 5, wherein the yeast nitrogen base (YNB) medium is buffered to pH 7.0 with 3-(N-morpholino)propanesulfonic acid (MOPS).

6. A method of inducing immunity against a *Cryptococcus* fungus in accordance with claim 1, wherein the *Cryptococcus* fungus deficient for chitosan is a *Cryptococcus norformans* fungus deficient for chitosan.

7. A method of inducing immunity against a *Cryptococcus* fungus in accordance with claim 1, wherein the *Cryptococcus* fungus deficient for chitosan is a *Cryptococcus gattii* fungus deficient for chitosan.

8. A method of inducing immunity against a *Cryptococcus* fungus in accordance with claim 1, wherein the *Cryptococcus* fungus deficient for chitosan is a viable *Cryptococcus* fungus deficient for chitosan.

9. A method of inducing immunity against a *Cryptococcus* fungus in accordance with claim 1, wherein the *Cryptococcus* fungus deficient for chitosan is an inactivated *Cryptococcus* fungus deficient for chitosan.

10. A method of inducing immunity against a *Cryptococcus* fungus in accordance with claim 1, wherein the *Cryptococcus* fungus deficient for chitosan is a *Cryptococcus* fungus deleted for at least one chitin deacetylase gene.

11. A method of inducing immunity against a *Cryptococcus* fungus in accordance with claim 10, wherein the at least one chitin deacetylase gene is selected from the group consisting of *cda1Δ*, *cda2Δ* and *cda3Δ*.

12. A method of inducing immunity against a *Cryptococcus* fungus in accordance with claim 1, wherein the *Cryptococcus* fungus deficient for chitosan is a *Cryptococcus* fungus deleted for at least two chitin deacetylase genes.

13. A method of inducing immunity against a *Cryptococcus* fungus in accordance with claim 12, wherein the at least two chitin deacetylase gene deletions are selected from the group consisting of *cda1Δcda2Δ*, *cda1Δcda3Δ* and *cda2Δcda3Δ*.

14. A method of inducing immunity against a *Cryptococcus* fungus in accordance with claim 1, wherein the *Cryptococcus* fungus deficient for chitosan is a *Cryptococcus* fungus deleted for at least three chitin deacetylase genes.

15. A method of inducing immunity against a *Cryptococcus* fungus in accordance with claim 1, wherein the *Cryptococcus* fungus deficient for chitosan is a *Cryptococcus* fungus *cda1Δcda2Δcda3Δ*.

16. A method of inducing immunity against a *Cryptococcus* fungus in accordance with claim 1, wherein the *Cryptococcus* fungus deficient for chitosan is a *Cryptococcus* fungus deleted for at least a chitin synthase (*chs*) gene.

17. A method of inducing immunity against a *Cryptococcus* fungus in accordance with claim 1, wherein the *Cryptococcus* fungus deficient for chitosan is a *Cryptococcus* fungus chs3 Δ .

18. A method of inducing immunity against a *Cryptococcus* fungus in accordance with claim 1, wherein the *Cryptococcus* fungus deficient for chitosan is a *Cryptococcus* fungus deleted for at least one chitin synthase regulator (csr) gene.

19. A method of inducing immunity against a *Cryptococcus* fungus in accordance with claim 1, wherein the *Cryptococcus* fungus deficient for chitosan production is a *Cryptococcus* fungus csr2 Δ .

20. A method of inducing immunity against a *Cryptococcus* fungus in accordance with claim 1, wherein the *Cryptococcus* fungus deficient for chitosan production comprises a deletion or an inactivating mutation in at least one gene selected from the group consisting of cda1, cda2, cda3, chs3 and csr2.

21. A method of inducing immunity against a *Cryptococcus* fungus in accordance with claim 1, wherein the administering by inhalation comprises nasal inhalation.

22. A method of inducing immunity against *Cryptococcus* in accordance with claim 21, wherein the nasal inhalation is selected from the group consisting of inhaling a nose drop formulation and inhaling a nasal spray formulation.

* * * * *